

GALASSIA
Italy

BATHROOM
COLLECTION

02

GALASSIA

Italy

Cultura industriale, creatività progettuale ed esperienza produttiva, fanno di Galassia un modello di riferimento dell'industria della ceramica sanitaria e del Made in Italy nel mondo.

L'azienda opera nel distretto di Civita Castellana, centro rinomato per la tradizione ceramica, dove artigianalità, innovazione tecnologica e sostenibilità si fondono per offrire il meglio della qualità italiana.

La créativité de conception et l'expérience productive, avec la culture industrielle, font de Galassia un modèle de référence de l'industrie de la céramique sanitaire et du Made in Italy dans le monde.

La société intervient dans le pôle industriel de Civita Castellana, centre renommé pour la tradition céramique, et elle applique d'excellentes méthodes de l'artisanat, de l'évolution technologique et de la durabilité, pour offrir le mieux de la qualité italienne.

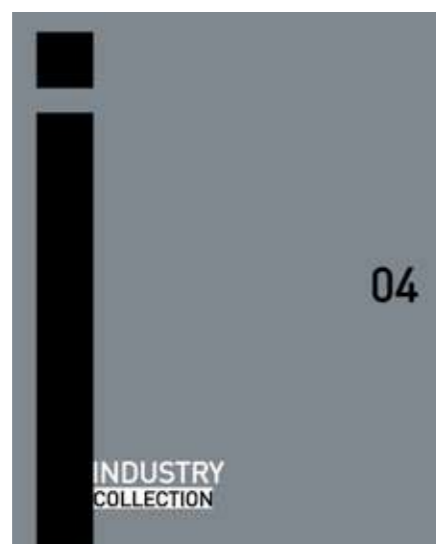
Design creativity and production experience, along with industrial culture, make Galassia a reference model of Made in Italy ceramic industry in the world.

The company is in Civita Castellana district, well known for the ceramic tradition, where craftsmanship, technological innovation and sustainability blend together to offer the best of Italian quality.

Creatividad proyectual y experiencia productiva, junto con la cultura industrial, hacen de Galassia un modelo de referencia en la industria de la cerámica sanitaria y del Made in Italy en el mundo.

La empresa opera en el distrito de Civita Castellana, reconocido por la tradición cerámica, donde el trabajo artesanal, la innovación tecnológica y la sostenibilidad se funden para ofrecer la mejor calidad italiana.

CONCEPT



Le collezioni presentate in questo volume sono una selezione dell'ampia e storica offerta che la Galassia, da più di quarant'anni, propone in diversi ambiti della casa: **bagno, outdoor e laundry**. L'evoluzione tecnologica ha permesso al materiale ceramico di raggiungere standard qualitativi e formali di alto livello e conseguenti prodotti di design, trasversali a diverse aree di gusto. Nelle immagini sono rappresentate alcune delle innumerevoli proposte di arredo che, grazie alla gamma di prodotti in *Vitreous China* e in *Fine Fireclay*, evidenziano l'ampio potenziale applicativo e stilistico della ceramica.

Les collections présentées dans ce volume, sont une sélection du vaste et historique éventail que Galassia offre depuis plus de quarante ans, pour les différentes zones de la maison: salle de **bains, outdoor et laundry**. La céramique, aux standards de qualité et professionnels très élevés, permet de produire des produits de design adaptés à des goûts différents. Dans les images vous trouverez quelques exemples de décoration d'intérieur où l'assortiment de produits en *Vitreous China* et *Fine Fireclay*, indiquent les avantages stylistiques potentiels de la céramique.

The collections introduced in this volume are a selection of Galassia large and historical offer for forty years about various areas of home: **bathroom, outdoor and laundry**. Ceramic materials, produced following the highest quality and professional standards, allows to manufacture products of design suitable to different taste. In the pictures you can find some of the many interior design proposals which show the potential stylistic benefits of the ceramic thanks to the *Vitreous China* and *Fine Fireclay* product ranges.

Las colecciones presentadas en este volumen son una selección de la amplia e histórica oferta que Galassia, durante más de cuarenta años, ha propuesto en diferentes ámbitos de la casa: **baño, exterior y lavandería**. El material cerámico, habiendo alcanzado estándares de calidad y formales de alto nivel, permite la creación de productos de diseño transversales a diversas áreas del gusto. Las imágenes muestran algunas de las innumerables propuestas de decoración que, gracias a la gama de productos en *Vitreous China* y *Fine Fireclay*, enfatizan el amplio potencial aplicativo y estilístico de la cerámica.

Galassia nasce nel 1980 nel distretto Ceramico di Civita Castellana ed oggi è azienda leader nella produzione italiana di sanitari in ceramica.

Galassia negli anni ha continuato a sviluppare una coscienza ecologica ed etica che l'ha portata a investire sulle fonti rinnovabili. Nell'affrontare tale tematica, ha contestualmente deciso di dotarsi di un impianto di autoproduzione di energia elettrica tramite l'utilizzo di un impianto fotovoltaico che sfrutta la superficie del tetto (8.000 m²).

Galassia naît en 1980 dans le pôle céramique de Civita Castellana et aujourd'hui, c'est l'un des leaders dans la production italienne de sanitaires en céramique.

Au cours des années, Galassia a continué à développer une conscience écologique et éthique qui l'a emmenée à investir sur les sources d'énergie renouvelables. A ce sujet, elle a décidé, en même temps, de se doter d'un système de production d'énergie fait de panneaux photovoltaïques qui exploitent la superficie du toit (8.000 m²).

Galassia SpA was born in 1980 in Civita Castellana ceramic district and today it is on the leader company of sanitaryware Italian production.

Galassia spa has always been proactive to environmental issues. In recent years the company has started a process of energy efficiency installing a photovoltaic power generation system that exploits the roof surface of m² 8.000 .

Galassia nació en 1980 en el distrito de Civita Castellana y ahora es una empresa líder en la producción italiana de sanitarios en cerámica.

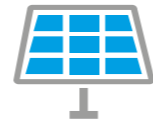
Galassia a lo largo de los años ha desarrollado una conciencia ecológica y ética que le ha llevado a invertir en energías renovables. Al abordar esta temática, se decidió equipar con una planta de autoproducción de energía eléctrica a través de un generador fotovoltaico que cubre toda la superficie del tejado (8.000 m²).






LOGISTICA
WAREHOUSE
LOGISTIQUE
ALMACÉN

7.000 m²



CO²

60° max



SITO PRODUTTIVO
PRODUCTION SITE
SITE DE PRODUCTION
SITIO DE PRODUCCIÓN



La capacità produttiva è di 230.000 articoli annui

Production capacity is of 230.000 items per year

La capacité de production est de 230.000 articles par an.

La capacidad productiva es de 230.000 piezas cada año

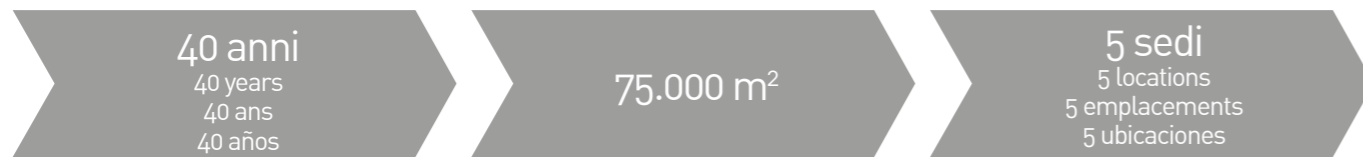
1 sito produttivo (Corchiano);
1 logistica (Fabbrica di Roma);
1 sede di rappresentanza, showroom e uffici commerciali (Fabbrica di Roma);
2 filiali:
Galassia Hispania (Madrid),
Galassia India (Delhi).

1 production site in (Corchiano);
1 logistic center (Fabbrica di Roma);
1 representative office, showroom and commercial Dpt. (Fabbrica di Roma);
2 branches:
Galassia Hispania (Madrid),
Galassia India (Delhi).



Ceramica Galassia offre un'ampia gamma di prodotti: lavabi, sanitari, vasche, piatti doccia, accessori, strutture e mobili

Ceramica Galassia offers a wide range of products: washbasins, sanitary wares, bathtubs, shower trays, accessories and furniture



40 anni
40 years
40 ans
40 años

75.000 m²

5 sedi
5 locations
5 emplacements
5 ubicaciones

Galassia si estende su una superficie di 75.000 M² di cui 40.000 coperti

Galassia has an area of 75.000 m² whose 40.000 are covered

Galassia s'étend sur une superficie de 75.000 m², dont 40.000 couverts.

Galassia se extiende en una superficie total de 75.000 m² de los cuales 40.000m² están cubiertos

1 site de production (Corchiano)
1 logistique (Fabbrica di Roma)
1 bureau de représentation, salle d'exposition et bureaux commerciaux (Fabbrica di Roma);
2 branches:
Galassia Hispania (Madrid),
Galassia India (Delhi)

1 sito de producción (Corchiano)
1 logística (Fabbrica di Roma)
1 Oficina representativa, sala de exposición y oficinas comerciales (Fabbrica di Roma);
2 ramas:
Galassia Hispania (Madrid),
Galassia India (Delhi).



160 dipendenti
160 employees
160 employés
160 dependientes

Attualmente Galassia occupa 160 dipendenti

At present 160 employees work for Galassia

A présent, elle emploie 160 employés

Actualmente, 160 dependientes trabajan en Galassia



75 paesi
75 countries
75 pays
75 países

I prodotti Galassia vengono distribuiti in oltre 75 paesi nel mondo

Galassia markets its products in over 75 countries around the world

Les produits Galassia sont distribués en plus de 75 pays dans le monde

Los artículos Galassia se distribuyen en más de 75 países en el mundo

500 prodotti
500 products
500 produits
500 productos

Galassia offre una large gamme de produits: lavabos, articles sanitaires, baignoires, receveurs de douche, accessoires et meubles.

Cerámica Galassia ofrece una amplia gama de productos: lavabos, sanitarios, bañeras, platos de ducha, accesorios, estructuras y muebles

La ceramica è un prodotto naturale, composto da materie prime quali caolino, quarzo e/o argilla. I prodotti Galassia vengono realizzati in Fine Fire-clay e Vitreous China – materiali a ridotto impatto ambientale che per la loro composizione e produzione non utilizzano sostanze inquinanti. Galassia è leader indiscussa nella produzione italiana della Fine Fire-clay, risultato raggiunto in più di 30 anni di esperienza e attività nel settore. PER LA CERAMICA SELEZIONIAMO LE MIGLIORI TERRE – IN AMALGAMA CON L'ACQUA –, PER OTTENERE UN IMPASTO DI QUALITÀ:

ARGILLA

Favorisce la saldatura dei granuli che precede la fusione nel processo di cottura, determinando un aumento della resistenza, fornisce anche plasticità e lavorabilità all'impasto

CAOLINO

Aumenta la resistenza dell'impasto ad alte temperature, nonché il grado di bianco

FELDSPATO

Abbassa la temperatura di cottura, ha funzioni di fondente

CHAMOTTE

Aumenta le caratteristiche meccaniche e la refrattarietà

QUARZO

Aumenta il coefficiente di dilatazione termica e riduce la plasticità

GLI SMALTI UTILIZZATI SI COMPONGONO DI DIVERSI ELEMENTI AVENTI DIFFERENTI CARATTERISTICHE:

SILICATO DI ZINCONIO

Impedisce alla luce di penetrare e conferisce allo smalto il classico colore bianco

OSSIDO DI ZINCO

Abbassa la temperatura di fusione, la viscosità del fuso e migliora la brillantezza dello smalto

OSSIDO DI STAGNO

Opacizzante, migliora la qualità della superficie dello smalto e ne aumenta la brillantezza

DOLOMITE

Aumenta la tensione di superficie dello smalto fuso e ne regola il coefficiente di dilatazione

QUARZO

Controlla la durezza e la resistenza agli acidi dello smalto

Ceramic is a natural product, composed of a mix of raw materials such as kaolin, quartz and/or clay. The Galassia products are made of Fine Fire-clay and Vitreous China - materials with reduced environmental impact that do not use polluting substances due to their composition and production. Galassia is the undisputed leader in the Italian production of Fine Fire-clay, result achieved in more than 30 years of experience and activity in the sector. FOR OUR CERAMICS WE SELECT THE BEST RAW MATERIALS - BLENDED WITH WATER - TO OBTAIN A HIGH QUALITY MIXTURE:

CLAY

It favors the welding of the granules before the fusion during firing process, determining a resistance increase. It also provides plasticity and workability to the slip

KAOLIN

It increases the mixture resistance at high temperature, as well as the glaze level

FELDSPAR

It decreases the firing temperature, it works as a fusion point

CHAMOTTE

It increases the mechanical characteristics and the refractoriness

QUARTZ

Increases the coefficient of thermal expansion and reduces plasticity

GLAZES USED ARE COMPOSED BY SEVERAL ELEMENTS HAVING DIFFERENT FEATURES:

ZIRCONIUM SILICATE

It prevents light to penetrate and gives the glossy white to the glaze

ZINC OXIDE

It makes the melting temperature decreased, the viscosity and improves the brilliance of the glaze

PONDIOUS OXIDE

Matting material, it improves the glaze surface quality and increases its brilliance

DOLOMITE

It increases the surface tension of the molten glaze and regulates the expansion factor

QUARTZ

It controls the glaze hardness and acid resistance to the acids



La céramique est un produit naturel, composé de matières premières telles que le kaolin, le quartz et/ou l'argile. Les produits de Galassia sont réalisés en Fine Fire-Clay et Vitreous Chine - des matériaux à faible impact sur l'environnement qui, en raison de leur composition et de leur production, n'utilisent pas de polluants. Galassia est leader incontesté dans la production italienne du Fine Fire-Clay, un résultat atteint en plus de trente ans d'expérience et d'activité dans le secteur. POUR LA CÉRAMIQUE, NOUS SÉLECTIONNONS LES MEILLEURES TERRES - EN MÉLANGE AVEC L'EAU - POUR OBTENIR UN MÉLANGE DE QUALITÉ:

ARGILE

Elle favorise le soudage des granules qui précède la fusion dans le processus de cuisson, ce qui entraîne une augmentation de la résistance et elle fournit, à la fois, plasticité et maniabilité.

KAOLIN

Il élève la résistance du mélange à de hautes températures ainsi que le degré du blanc.

FELDSPATH

Il diminue la température de cuisson et il exerce des fonctions de fondant.

CHAMOTTE

Elle augmente les caractéristiques mécaniques et la réfractarité.

QUARTZ

Il accroît le coefficient de dilatation thermique et permet l'abaissement de la plasticité.

LES ÉMAUX UTILISÉS SE COMPOSENT DE DIFFÉRENTS ÉLÉMENTS AYANT DES CARACTÉRISTIQUES DIFFÉRENTES:

SILICATE D'ALUMINIUM

Il empêche la lumière de pénétrer et donne à l'émail la couleur blanche classique.

OXYDE DE ZINC

Il diminue la température de fusion, la viscosité du fuseau et améliore la brillance de l'émail.

OXYDE D'ÉTAIN

Opacifiant, il améliore la qualité de la surface de l'émail et augmente sa brillance.

DOLOMITE

Elle augmente la tension de surface de l'émail fondu et régule son coefficient de dilatation.

QUARTZ

Il contrôle la dureté et la résistance aux acides de l'émail.

La cerámica es un producto natural, que se compone de materias primas como caolín, cuarzo y arcilla. los productos Galassia son realizados en Fine fire clay y vitrous-china, materiales con un impacto ambiental reducido y que no utilizan sustancias contaminadas. Galassia es líder indiscutible en la producción italiana de Fine fire-clay, gracias a 30 años de experiencia y actividad en el sector PARA LA CERÁMICA SELECCIONAMOS LAS MEJORES TIERRAS - AMALGAMADAS CON AGUA - PARA OBTENER UNA MEZCLA DE CALIDAD:

ARCILLA

Favorece la soldadura de los gránulos que provienen de la fundición durante el proceso de cocción, determinando un aumento de la resistencia, proporcionando también plasticidad y trabajabilidad en la mezcla.

CAOLIN

umenta la resistencia de la mezcla con temperaturas altas.

FELDESPATO

Baja la temperatura de cocción, funciona como fundiente

CHAMOTTE

umenta las características mecánicas y la refractariedad

CUARZO

umenta el coeficiente de dilatación térmica y reduce la plasticidad

LOS ESMALTES UTILIZADOS SE COMPONEN DE DIVERSOS ELEMENTOS CON DIFERENTES CARACTERÍSTICAS:

SILICATO DE ZINCONIO

impide a la luz de penetrar y transmite al esmalte el clásico color blanco

OXIDO DE ZINC

Disminuye la temperatura de fusión, la viscosidad del fundido y mejora el brillo del esmalte

OXIDO DE ESTAÑO

aporta el acabado mate, mejorando la calidad de la superficie del esmalte y no aumente el brillo.


DOLOMITA

umenta la tensión de la superficie del esmalte fundido y ajusta el coeficiente de dilatación

CUARZO

controla la dureza y la resistencia del esmalte a los ácidos

TOOLS



HIGHERGLAZE

Qualità superiore per l'innovativo smalto Higherglaze applicato sulla ceramica direttamente prima della cottura e utilizzato sia sui lavabi che sui sanitari. La superficie risulta essere perfettamente liscia non permettendo allo sporco e al calcare di depositarsi. Questo garantisce durevole brillantezza, piacevolezza al tatto, alta protezione da graffi, abrasioni e agenti esterni. L'estrema facilità di pulizia inoltre permette un minor consumo di acqua e detersivi nel rispetto dell'ambiente.

Superior quality for the innovative Higherglaze directly applied to the ceramic before firing process and used on both washbasins and sanitarywares. The surface is perfectly smooth and does not allow dirt and scale to settle. This guarantees lasting shine, pleasant touch, high protection against scratches, abrasions and external agents. The extreme ease of cleaning also allows a lower consumption of water and detergents in respect of the environment.

Qualité supérieure pour l'émail innovant Higherglaze appliqué sur la céramique directement avant la cuisson et employé sur les lavabos et à la fois sur les articles sanitaires. La surface résulte parfaitement lisse et il ne permet pas à la saleté et au calcaire de se déposer. Cela garantit une brillance durable, un toucher agréable, une protection élevée contre les rayures, les abrasions et les agents extérieurs. Le nettoyage facile permet, en plus, une moindre consommation d'eau et de détergents dans le respect de l'environnement.

Calidad superior por el innovador esmalte Higherglaze aplicado directamente sobre la cerámica previamente a la cocción y utilizado tanto en lavabos como sanitarios. La superficie resuelta perfectamente lisa no permitiendo que la suciedad y la cal se depositen. Esto garantiza un brillo duradero, agradable al tacto y protección contra arañados, abrasión y agentes externos. La extrema facilidad de limpieza permite un menor consumo de agua y limpiadores, respetando el medio ambiente.



IDROREPELENTE
WATER-REPELLENT
RÉSISTANT À L'EAU
HIDORREPELENTE

Idrorepellente: l'acqua scivola velocemente sulla superficie.

Water-repellent: water slides fast on the surface.

Résistant à l'eau: l'eau glisse rapidement sur la surface.

Hidrorrepelente: el agua desliza rápidamente sobre la superficie.



LEVIGATO
SMOOTH
POLI
LISO

La superficie risulta essere perfettamente liscia.

The surface is perfectly smooth.

La surface est parfaitement lisse.

La superficie es totalmente lisa



IGIENICO
CLEANING
HYGIÉNIQUE
HIGIÉNICO

Facilità e velocità di pulizia.

Easy and quick cleaning.

Nettoyage facile et rapide.

Limpeza fácil y rápida



BRILLANTE
BRILLIANCE
BRILLANT
BRILLANTE

Maggiore brillantezza della superficie.

Greater brilliance of the surface.

Brillance de la surface accrue.

Superficie mas brillante.



GREEN CHALLENGE

GREEN
GREEN
GREEN
GREEN

Sostenibilità ambientale: ridotto consumo di acqua e detersivi per la pulizia.

Environmental Sustainability: reduced water consumption and cleaning detergents.

Durabilité de réduite l'environnement: consommation de l'eau et des détergents pour le nettoyage.

Sostenibilidad: menor consumo de agua y limpiadores



DUREVOLE
DURABILITY
DURABLE
DURADERO

Alta resistenza agli agenti esterni, maggior durevolezza nel tempo.

High resistance to external agents, longer durability.

Haute résistance aux agents atmosphériques. Plus longue durée de vie

Resistencia a los agentes externos, mayor duración en el tiempo



RESISTENTE
RESISTANCE
RÉSISTANT
RESISTENTE

Resistenza ad urti, graffi ed abrasioni.

Impact, scratch and abrasion resistance.

Protection contre les chocs, les rayures et les abrasions

Resistencia a los golpes, arañazos y abrasiones

Le finiture colorate sono ottenute tramite una monocottura ad alta temperatura **1250°**, a differenza degli standard tradizionali che realizzano le colorazioni in seconda cottura a temperature più basse.

Le nuove ed esclusive colorazioni proposte da Ceramica Galassia sono abbinare ad una selezione di lavabi, lavelli, piatti doccia, wc e bidet.

Les finitions colorées sont obtenues par une monocuisson à haute température **1250°**, contrairement aux standards traditionnels qui réalisent les colorations en seconde cuisson à des températures plus basses.

Les nouvelles et exclusives couleurs proposées par Galassia sont assorties avec une sélection de lavabos, des éviers, de receveurs de douche, de cuvettes et de bidets.

The color finishes are obtained through a high temperature **1250°** single firing, different from the traditional process which applies the color in second firing at a lower temperature.

The new and exclusive colors proposed by Ceramica Galassia are combined with a selection of washbasins, sinks, shower trays, toilets and bidets.

Los acabados coloreados se realizan mediante una monococción a alta temperatura **1250°**, a diferencia del estándar de producción tradicional que realizan la coloración en una segunda cocción a baja temperatura.

La nueva y exclusiva coloración propuesta por Ceramica Galassia esta propuesta para una selección de lavabos, fregaderos, platos de ducha, inodoros y bidet.

Gli smalti colorati, messi a punto da Galassia, mantengono invariato l'elevato standard di qualità e durevolezza degli smalti lucidi. Le nuove finiture si contraddistinguono per la raffinata superficie satinata piacevole al tatto. Le nuance proposte da Galassia ben si prestano a essere abbinare tra loro.

The color glazes, developed and created by Galassia, keep the high standard quality and durability of the glossy ones. The new finishes are distinguished by the refined satin surface pleasant to the touch. The nuances proposed by Galassia are well suited to be combined with each other.

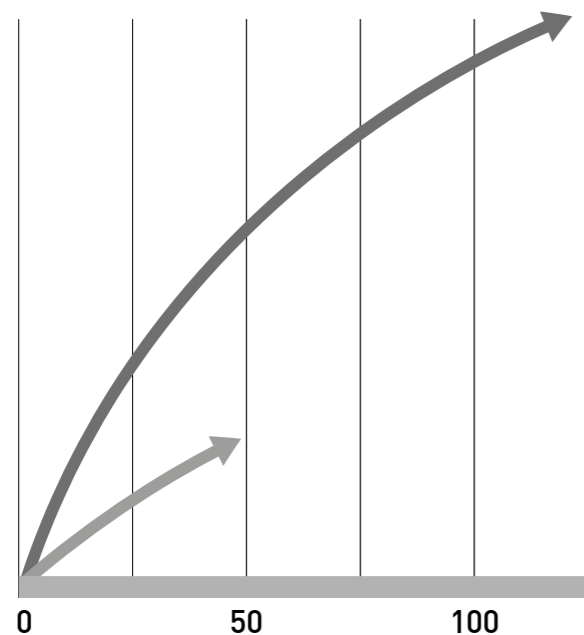
Les émaux colorés, développés par Galassia gardent le même haut niveau de qualité et de durabilité des émaux brillants. Les nouvelles finitions se caractérisent par la surface satinée, raffinée et agréable au toucher. Les nuances proposées par Galassia sont bien assorties entre elles.

Los esmaltes coloreados, desarrollados por Galassia, mantienen invariable el elevado estándar de calidad y durabilidad del esmalte brillo. Los nuevos acabados se distinguen por la refinada superficie satinada suave al tacto. La nueva propuesta de Galassia se prestan a ser combinadas entre si.



RESISTENZA E DUREVOLEZZA

/ resistance & durability
/ résistance et durabilité
/ resistencia y durabilidad



1250°

SMALTO GALASSIA / GALASSIA GLAZES
ÉMAIL GALASSIA / ESMALTE GALASSIA

realizzato in monocottura ad alte temperature
/ made in high temperature single firing process
/ obtenu par monocuisson à hautes températures
/ realizado en monococción con temperatura alta

850°

SMALTO STANDARD / STANDARD GLAZES
ÉMAIL STANDARD / ESMALTE ESTÁNDAR

realizzato in seconda cottura a temperature più basse
/ made in second firing at a lower temperature
/ obtenu en seconde cuisson à des températures plus basses
/ realizado en segunda cocción con temperaturas más bajas

MONOCOTTURA

SINGLE FIRING
MONOCUISSON
MONOCOCCIÓN

Monocottura ad alta temperatura.
High temperature single firing.
Monocuisson: à haute température.
Monococción a alta temperatura

RESISTENTE

RESISTANCE
RÉSISTANT À L'EAU
RESISTENCIA

Resistenza ad urti, graffi ed abrasioni.
Impact, scratch and abrasion resistance.
Résistant: aux chocs, rayures et abrasions.
Resistencia a golpes, arañazos y abrasiones



IGIENICO

CLEANING
HYGIÉNIQUE
HIGIÉNICO

Facilità e velocità di pulizia.
Easy and quick cleaning.
Nettoyage facile et rapide.
Limpieza fácil y rápida



DUREVOLE

WATER-REPELLENT
DURABLE
DURADERO

Alta resistenza agli agenti esterni, maggior durevolezza nel tempo.
High resistance to external agents, longer durability.
Haute résistance aux agents extérieurs, plus longue durée de vie.
Resistencia a los agentes externos, mayor duración en el tiempo



COLORI ESCLUSIVI

MATCHING COLORS
COULEURS EXCLUSIVES
COLORES EXCLUSIVOS

Ampia gamma di colori abbinabili.
Wide range of matching colors.
Large gamme de couleurs assorties.
Amplia gama de colores combinables

INDEX

BATHROOM

CORE 21

DREAM 45

MEG11PRO 79

TABULAE 99

SMART B 109

PLUS DESIGN 119

ERGO 127

EDEN/M2 133

ETHOS 145

HYGEA 155

VASCHE 161

PIATTI DOCCIA 173

LAUNDRY 183

OUTDOOR 199

GAMMA PRODOTTI 207
product line
gamme de produits
productos



BATHROOM
COLLECTION

Lavabo à poser ø 40xh20 cm. Com. pag. 208 Lavabo de apoio ø40xh20 cm. Ver. pág. 208.

73
06

CORE. Lavabo da appoggio ø40xh20 cm. Cfr. pag. 208. Countertop washbasin ø40xh20 cm. See pag. 208.

NEW
CORE
N20



NEW
CORE
20

CORE. Lavabo da appoggio ø40xh20 cm. Cfr. pag. 208. Countertop washbasin ø40xh20 cm. See pag. 208. Lavabo à poser ø40xh20 cm. Com. pag. 208. Lavabo de apoyo ø40xh20 cm. Ver. pag. 208.

73
06


CORE. Lavabo sospeso ø40xh20 cm. Cfr. pag. **208**. Wall-hung washbasin ø40xh20 cm See pag. **208**.
Lavabo suspendue ø40xh20 cm. Com. pag. **208**. Lavabo suspendido ø40xh20 cm. Ver. pág. **208**.

**73
06**

**20
49**

CORE. Staffa per lavabo sospeso. Cfr. pag. **208**. Washbasin bracket for wall hung installation. See pag. **208**.
Support pour lavabo suspendue. Com. pag. **208**. Soporte para lavabo suspendido. Ver. pág. **208**.





CORE. Lavabo da appoggio ø40xh20 cm. Cfr. pag. 208.
Countertop washbasin ø40xh20 cm See pag. 208.

Lavabo à poser ø40xh20 cm. Com. pag. 208.
Lavabo de apoyo ø40xh20 cm. Ver. pag. 208.



CORE. Lavabo sospeso ø37xh46 cm. Cfr. pag. 208. Wall-hung washbasin ø37xh46 cm. See pag. 208.
Lavabo suspendido ø37xh46 cm. Com. pag. 208. Lavabo suspendido ø37xh46 cm. Ver. pag. 208.

73
05

CORE. Lavabo sospeso ø37xh46 cm. Cfr. pag. **208**. Wall-hung washbasin ø37xh46 cm. See pag. **208**.
Lavabo suspendue ø37xh46 cm. Com. pag. **208**. Lavabo suspendió ø37xh46 cm. Ver. pág. **208**.

**20
82**

**73
05**

CORE. Staffa per lavabo sospeso. Cfr. pag. **208**. Washbasin bracket for wall hung installation. See pag. **208**.
Support pour lavabo suspendue. Com. pag. **208**. Soporte para lavabo suspendido. Ver. pag. **208**.





**20
81**

CORE. Struttura sospesa con piano in metallo 46x46 cm. Cfr. pag. 208. Wall mounted stainless steel structure with metal shelf included 46x46 cm. See pag. 208.
Structure suspendue avec dessus en métal 46x46 cm. Com. pag. 208. Estructura suspendida con tapa de metal 46x46 cm. Ver. pag. 208.

**73
05**

CORE. Lavabo da appoggio ø37xh46 cm. Cfr. pag. 208. Countertop washbasin ø37xh46 cm. See pag. 208.
Lavabo à poser ø37xh46 cm. Com. pag. 208. Lavabo de apoyo ø37xh46 cm. Ver. pag. 208.

CORE Lavabo da appoggio ø37xh46 cm. Cfr. pag. 208. Countertop washbasin ø37xh46 cm. See pag. 208.
Lavabo à poser ø37xh46 cm. Com. pag. 208. Lavabo de apoyo ø37xh46 cm. Ver. pag. 208.


**73
05**



CORE. Lavabo da appoggio ø37xh46 cm. Cfr. pag. 208. Countertop washbasin ø37xh46 cm. See pag. 208.

73
05

Lavabo à poser ø37xh46 cm. Com. pag. 208. Lavabo de apoyo ø37xh46 cm. Ver. pág. 208.



73
05

Lavabo à poser ø37xh46 cm. Com. pag. 208. Lavabo de apoyo ø37xh46 cm. Ver. pag. 208.

CORE. Lavabo da appoggio ø37xh46 cm. Cfr. pag. 208. Countertop washbasin ø37xh46 cm. See pag. 208.



**73
05**

CORE Lavabo da appoggio ø37xh46 cm. Cfr. pag. **208**. Countertop washbasin ø37xh46 cm. See pag. **208**. Lavabo à poser ø37xh46 cm. Com. pag. **208**. Lavabo de apoyo ø37xh46 cm. Ver. pag. **208**.



Lavabo à poser ø37xh46 cm. Com. pag. 208. Lavabo de apoyo ø37xh46 cm. Ver. pág. 208.

73
05

CORE. Lavabo da appoggio ø37xh46 cm. Cfr. pag. 208. Countertop washbasin ø37xh46 cm. See pag. 208.



20
64

CORE. Mobile contenitore 90 cm. Cfr. pag. 209. Cabinet 90 cm. See pag. 209.
Meubles 90 cm. Com. pag. 209. Mueble 90 cm. Ver. pág. 209.

Lavabo à poser 50x38 cm. Sans trou de trop-plein. Com. pag. 210. Lavabo de apoyo 50x38 cm. Sin rebosadero. Ver. pág. 210.

73
01

DREAM. Lavabo da appoggio 50x38 cm. Senza foro troppo pieno. Cfr. pag. 210.
Countertop washbasin 50x38 cm. Without overflow. See pag. 210.



Lavabo à poser ø48 cm. Sans trou de trop-plein. Com. pag. 210. Lavabo de apoyo ø48 cm. Sin rebosadero. Ver. pag. 210.

DREAM
NEW 73
33

DREAM. Lavabo da appoggio ø48 cm. Senza foro troppo pieno. Cfr. pag. 210. Countertop washbasin ø48 cm. Without overflow. See pag. 210.





DREAM. Lavabo da appoggio ø48 cm. Senza foro troppo pieno. Cfr. pag. 210.
Countertop washbasin ø48 cm. Without overflow. See pag. 210.

DREAM
NEW
73
33

Lavabo à poser ø48 cm. Sans trou de trop-plein. Com. pag. 210.
Lavabo de apoio ø48 cm. Sin rebosadero. Ver. pág. 210.

DREAM. Lavabo da appoggio ø40 cm. Senza foro troppo pieno. Cfr. pag. 210. Countertop washbasin ø40 cm. Without overflow. See pag. 210.

DREAM
NEW 73
07

Lavabo à poser ø40 cm. Sans trou de trop-plein. Com. pag. 210. Lavabo de apoyo ø40 cm. Sin rebosadero. Ver. pag. 210.



Lavabo à poser ø40xh17 cm. Sans trou de trop-plein. Com. pag. 210. Lavabo de apoyo ø40xh17 cm. Sin rebosadero. Ver. pág. 210.

DREAM
NEW 73
07

DREAM. Lavabo da appoggio ø40 cm. Senza foro troppo pieno. Cfr. pag. 210. Countertop washbasin ø40 cm. Without overflow. See pag. 210.





Lavabo à poser ø40 cm. Sans trou de trop-plein. Com. pag. 210. Lavabo de apoyo ø40 cm. Sin rebosadero. Ver. pág. 210.

NEW DREAM
73
07

DREAM. Lavabo da appoggio ø40 cm. Senza foro troppo pieno. Cfr. pag. 210. Countertop washbasin ø40 cm. Without overflow. See pag. 210.

DREAM. Lavabo da appoggio 60x38 cm. Senza foro troppo pieno. Cfr. pag. 210. Countertop washbasin 60x38 cm. Without overflow. See pag. 210.

DREAM
NEW 73
08


Lavabo à poser 60x38 cm. Sans trou de trop-plein. Com. pag. 210. Lavabo de apoyo 60x38 cm. Sin rebosadero. Ver. pag. 210.





DREAM
NEW 7308

DREAM. Lavabo da appoggio 60x38 cm. Senza foro troppo pieno. Cfr. pag. **210**.
NEW 7308. Lavabo à poser 60x38 cm. Sans trou de trop-plein. Com. pag. **210**.
DREAM. Lavabo de apoio 60x38 cm. Without overflow. See pag. **210**.
NEW 7308. Lavabo de apoyo 60x38 cm. Sin rebosadero. Ver. pag. **210**.



DREAM. Lavabo da appoggio 60x38 cm. Senza foro troppo pieno. Cfr. pag. 210. Countertop washbasin 60x38 cm. Without overflow. See pag. 210.

DREAM
NEW 73
08

Lavabo à poser 60x38 cm. Sans trou de trop-plein. Com. pag. 210. Lavabo de apoyo 60x38 cm. Sin rebosadero. Ver. pag. 210.



73
00

DREAM. Lavabo da appoggio 64x38 cm. Senza foro troppo pieno. Cfr. pag. 210. Countertop washbasin 64x38 cm. Without overflow. See pag. 210.

Lavabo à poser 64x38 cm. Sans trou de trop-plein. Com. pag. 210. Lavabo de apoyo 64x38 cm. Sin rebosadero. Ver. pag. 210.



Lavabo à poser 64x38 cm. Sans trou de trop-plein. Com. pag. 210. Lavabo de apoyo 64x38 cm. Sin rebosadero. Ver. pag. 210.

73
00

DREAM. Lavabo da appoggio 64x38 cm. Senza foro troppo pieno. Cfr. pag. 210. Countertop washbasin 64x38 cm. Without overflow. See pag. 210.



DREAM. Wc sospeso senza brida 56x36 cm. Cfr. pag. 211. Wall-hung wc without rim 56x36 cm. See pag. 211.
Toilette suspendue sans bride 56x36 cm. Com. pag. 211. Inodoro suspendido sin canal de lavado 56x36 cm. Ver. pag. 211.

73
17



73
13

73
17

DREAM. Wc sospeso senza brida 56x36 cm. Cfr. pag. 211. Wall-hung wc without rim 56x36 cm. See pag. 211.
Toilette suspendue sans bride 56x36 cm. Com. pag. 211. Inodoro suspendido 56x36 cm. Ver. pág. 211.

DREAM. Bidet sospeso 56x36 cm. Cfr. pag. 211. Wall-hung bidet 56x36 cm. See pag. 211.
Bidet suspendue 56x36 cm. Com. pag. 211. Bidet suspendido 56x36 cm. Ver. pag. 211.



DREAM
NEW 73
NEW 35

DREAM. Bidet sospeso 52x36 cm. Cfr. pag. 211. Wall-hung bidet 52x36 cm. See pag. 211.
Bidet suspendue 52x36. Com. pag. 211. Bidet suspendido 52x36. Ver. pág. 211.



DREAM
NEW 73
NEW 34

DREAM. Wc sospeso senza brida 52x36 cm. Cfr. pag. 211. Wall-hung wc without rim 52x36 cm. See pag. 211.
Toilette suspendue sans bride 52x36 cm. Com. pag. 211. Inodoro suspendido sin canal de lavado 52x36 cm. Ver. pág. 211.





**73
10**

DREAM. Wc a pavimento con scarico universale S/P 56x36 cm. Cfr. pag. 211.
Wc with floor/wall draining 56x36 cm. See pag. 211.
Toilette avec vidage universel S/P 56x36 cm. Com. pag. 211.
Inodoro para tanque alto salida horizontal ó vertical 56x36 cm. Ver. pag. 211.

**73
11**

DREAM. Bidet a pavimento 56x36 cm. Cfr. pag. 211.
Bidet au sol 56x36 cm. See pag. 211.
Bidet au sol 56x36 cm. Com. pag. 211.
Bidet. 56x36 cm. Ver. pag. 211.

73
10

DREAM. Wc a terra con scarico universale S/P 56x36cm. Cfr. pag. 211. Wc with floor/wall draining 56x36cm See pag. 211.
Toilette avec vidage universel S/P 56x36 cm. Com. pag. 211. Inodoro para tanque alto salida horizontal ó vertical 56x36 cm. Ver. pág. 211.



73
11

DREAM. Bidet a pavimento 56x36 cm. Cfr. pag. 211. Back to wall bidet 56x36 cm. See pag. 211.
Bidet au sol 56x36 cm. Com. pag. 211. Bidet 56x36 cm. Ver. pág. 211.

73
27

DREAM. Wc con scarico universale S/P 52x36cm. Cfr. pag. 211. Wc with floor/wall draining 52x36cm See pag. 211.
Toilette avec vidage universel S/P 52x36 cm. Com. pag. 211. Inodoro para tanque alto salida horizontal ó vertical 52x36 cm. Ver. pág. 211.



DREAM COPRIVASO ELETTRONICO MULTIFUNZIONE

7319 Coprivaso elettronico multifunzione, in materiale plastico antibatterico, con dispositivo di caduta rallentata e telecomando a sfioramento.
 Germ-resistant plastic seat cover, multifunction, with soft closing system and soft touch remote control.
 Abattant électrique multifonction, en matériel plastique antibactérien, retombée silencieuse et télécommande tactile.
 Tapa inodoro electronica multifuncional, en material plastico antibacterias, con dispositivo de caida amortiguada por mando a distancia y contacto.



7318 Coprivaso elettronico multifunzione, in materiale plastico antibatterico, con dispositivo di caduta rallentata e pannello laterale.
 Germ-resistant plastic seat cover, multifunction, with soft closing system and side control panel.
 Abattant électrique multifonction, en matériel plastique antibactérien, retombée silencieuse et contrôle latéral.
 Tapa inodoro electronica multifuncional, en material plastico antibacterias, con dispositivo de caida amortiguada y panel de control lateral.



Temperatura dell'acqua regolabile.
 Adjustable water temperature.
 Température de l'eau réglable.
 Temperatura de agua ajustable.

Regolazione della pressione dell'acqua.
 Adjustable water pressure.
 Pression de l'eau réglable.
 Posición boquillas ajustables.

Trasmittitore ad infrarossi.
 Infrared transmitter.
 Émetteur infrarouge.
 Transmisor de infrarrojos.

Posizione regolabile degli ugelli.
 Adjustable nozzles position.
 Position réglable des becs.
 Presión de agua ajustable.

Stop.
 Stop.
 Arrêt.
 Stop.



Seduta a temperatura regolabile.
 Heated seat with variable temperature setting.
 Siège à température réglable.
 Temperatura de agua ajustable.

Igiene posteriore.
 Posterior cleansing.
 Grand arrière nettoyage.
 Limpieza posterior.

Igiene femminile.
 Feminine hygiene.
 Nettoyage féminin.
 Función de secado.

Igiene bambini / funzione auto.
 Kids / auto function.
 Nettoyage enfants/ fonction automatique.
 Niños / auto función.

Funzione asciugatura.
 Dryer.
 Fonction séchage.
 Higiene femenina.

Getto ad intensità variabile.
 Variable spray.
 Jet à intensité variable.
 Chorro de intensidad variable.





Lavabo-timbre 60x38, avec trou de trop-plein. Com. pag. 212. Lavabo-lavadero 60x38 cm con rebosadero. Ver. pag. 212.

54
84

MEG11 PRO. Lavabo-lavatoio 60x38 cm, con foro troppopieno. Cfr. pag. 212. Washbasin-washtub 60x38 cm. See pag. 212.

ME611 PRO. Lavabo-lavatoio 60x38 cm, con foro troppopieno. Cfr. pag. 212. Washbasin-washtub 60x38 cm. See pag. 212.

54
84

Lavabo-timbre 60x38, avec trou de trop-plein. Com. pag. 212. Lavabo-lavadero 60x38 cm con rebosadero. Ver. pag. 212.



MEG11 PRO. Lavello 60x38 cm con foro troppopieno, dai molteplici utilizzi. Cfr. pag. 212. Sink 60x38 cm, for multiple uses. See pag. 212.

54
84

Ever 60x38 cm avec trou de trop-plein, à usage multiples. Com. pag. 212. Fregadero 60x38 cm con rebosadero, con usos múltiples. Ver pag. 212.



89
39

MEG11 PRO. Lavabo 141x46 cm, doppio bacino. Cfr. pag. 212. Washbasin 141x46 cm, double basin. See pag. 212.

Lavabo 141x46 cm, double vasque. Com. pag. 212. Lavabo 141x46 cm, doble seno. Ver. pag. 212.



54
86

MEG11 PRO. Wc sospeso senza brida 55x35 cm. Cfr. pag. 214. Wall-hung wc without rim, 55x35 cm. See pag. 214.
Toilette suspendue sans bride 55x35 cm. Com. pag. 214. Elnodoro suspendido sin canal de lavado 55x35 cm. Ver. pág. 214.

89
14

MEG11 PRO. Struttura 120 cm. Cfr. pag. 213. Structure 120 cm. See pag. 213.
Structure 120 cm. Com. pag. 213. Estructura 120 cm. Ver. pág. 213.

89
66

MEG11 PRO. Lavabo 121x46 cm, doppio bacino. Cfr. pag. 212. Washbasin 121x46 cm, double basin. See pag. 212.
Lavabo 121x46 cm, double vasque. Com. pag. 212. Lavabo 121x46 cm, doble seno. Ver. pág. 212.



54
12

MEG11 PRO. Bidet sospeso 55x35 cm. Cfr. pag. 214. Wall-hung bidet 55x35 cm. See pag. 214.
Bidet suspendue 55x35 cm. Com. pag. 214. Bidet suspendido 55x35 cm. Ver. pág. 214.



89
17

MEG11 PRO. Cassetto laccato. Cfr. pag. 213. Varnished drawer. See pag. 213.
Tiroir laqué. Com. pag. 213. Cajón lacado. Ver. pág. 213.





89
73

ME611 PRO. Lavabo 81x46 cm. Cfr. pag. 212. Washbasin 81x46 cm. See pag. 212.
Lavabo 81x46 cm. Com. pag. 212. Lavabo 81x46 cm. Ver. pág. 212.



54
81
V2

MEG11 PRO. Wc a pavimento 55x35 cm. Cfr. pag. 214.
Back to wall wc 55x35 cm. See pag. 214.
Toilette au sol 55x35 cm. Com. pag. 214.
Inodoro 55x35 cm. Ver. pag. 214.

54
80
V2

MEG11 PRO. Bidet a pavimento 55x35 cm. Cfr. pag. 214.
Back to wall bidet 55x35 cm. See pag. 214.
Bidet au sol 55x35 cm. Com. pag. 214.
Bidet 55x35 cm. Ver. pag. 214.

89
98

MEG11 PRO. Struttura 72 cm. Cfr. pag. 213. Structure 71 cm. See pag. 213.
Structure 120 cm. Com. pag. 213. Estrutura 71 cm. Ver. pag. 213.

89
68

MEG11 PRO. Lavabo 71x46 cm. Cfr. pag. 212.
Washbasin 71x46 cm. See pag. 212.
Lavabo 71x46 cm. Com. pag. 212.
Lavabo 71x46 cm. Ver. pag. 212.

Lavabo-lavabo 55x45 cm. Com. pag. 212. Lavabo-lavadero suspendido 55x45 cm. Ver. pag. 212.

54
82

ME611 PRO. Lavabo-lavatoio 55x45 cm. Cfr. pag. 212. Wall-hung washbasin-washtub 55x45 cm. See pag. 212.



MEG11 PRO. Lavabo monolite 50x40 cm. Cfr. pag. 212. Monolith washbasin 50x40 cm. See pag. 212.
Lavabo monolite 50x40 cm. Com. pag. 212. Monolito lavabo 50x40 cm. Ver. pag. 212.

MEG11 PRO. Wc sospeso senza brida 55x35 cm. Cfr. pag. 214. Wall-hung wc without rim 55x35 cm. See pag. 214.
Toilette suspendue sans bride 55x35 cm. Com. pag. 214. Inodoro suspendido sin canal de lavado 55x35 cm. Ver. pag. 214.

**54
86**

**54
05**



**54
86**

MEG11 PRO. Wc sospeso senza brida 55x35 cm. Cfr. pag. **214.** Wall-hung wc without rim 55x35 cm. See pag. **214.**
Toilette suspendue sans bride 55x35 cm. Com. pag. **214.** Inodoro suspendido sin canal de lavado 55x35 cm. Ver. pág. **214.**

**54
12**

MEG11 PRO. Bidet sospeso 55x35 cm. Cfr. pag. **214.** Wall-hung bidet 55x35 cm. See pag. **214.**
Bidet suspendue 55x35 cm. Com. pag. **214.** Bidet suspendido 55x35 cm. Ver. pág. **214.**



20
68

TABULAE. Mobile sospeso per lavabo sx. Cfr. pag. 221. Wall-hung furniture for left hand side basin. See pag. 221.
Meuble suspendu pour lavabo gauche. Com. pag. 221. Mueble suspendido para lavabo derecha. Ver. pág. 221.

20
55

TABULAE. Mensola in ceramica con foro sx. Cfr. pag. 218. Ceramic shelf with left hand side hole. See pag. 218.
Étagère en céramique au trou gauche. Com. pag. 218. Repisa en cerámica orificio izquierda. Ver. pág. 218.



20
69

TABULAE. Mobile sospeso per lavabo dx. Cfr. pag. 221. Wall-hung furniture for right hand side basin. See pag. 221.
Meuble suspendu pour lavabo droit. Com. pag. 221. Mueble suspendido para lavabo derecha. Ver. pág. 221.

20
61

TABULAE. Mensola in ceramica con foro dx. Cfr. pag. 218. Ceramic shelf with right hand side hole. See pag. 218.
Étagère en céramique au trou droite. Com. pag. 218. Repisa en cerámica orificio derecha. Ver. pág. 218.



20
55

TABULAE. Mensola in ceramica con foro sx. Cfr. pag. 218. Ceramic shelf with left hand side hole. See pag. 218.
Étagère en céramique au trou gauche. Com. pag. 218. Repisa en cerámica orificio izquierda. Ver. pág. 218.



20
68

TABULAE. Mobile sospeso per lavabo sx. Cfr. pag. 221. Wall-hung furniture for left hand side basin. See pag. 221.
Meuble suspendu pour lavabo gauche. Com. pag. 221. Mueble suspendido para lavabo izquierda. Ver. pág. 221.

TABULAE. Mensola in ceramica con foro sx. Cfr. pag. **218**. Ceramic shelf with left hand side hole. See pag. **218**.
Étagère en céramique au trou gauche. Com. pag. **218**. Repisa en cerámica orificio IZQ. Ver. pág. **218**.

20
53

TABULAE. Mensola in ceramica senza foro. Cfr. pag. **218**. Ceramic shelf with no hole. See pag. **218**.
Étagère en céramique sans trou. Com. pag. **218**. Repisa en cerámica sin orificio. Ver. pág. **218**.

20
58

TABULAE. Struttura sospesa 111x46 cm. Cfr. pag. **220**. Wall mounted structure 111x46 cm. See pag. **220**.
Structure suspendue 111x46 cm. Com. pag. **220**. Estructura suspendida 111x46 cm. Ver. pág. **220**.

20
75



20
60 **TABULAE.** Mensola in ceramica con foro dx. Cfr. pag. **218**. Ceramic shelf with right hand side hole. See pag. **218**.
Étagère en céramique au trou droite. Com. pag. **218**. Repisa en cerámica orificio derecha. Ver. pág. **218**.

20
58 **TABULAE.** Mensola in ceramica senza foro. Cfr. pag. **218**. Ceramic shelf with no hole. See pag. **218**.
Étagère en céramique sans trou. Com. pag. **218**. Repisa en cerámica sin orificio. Ver. pág. **218**.

TABULAE. Struttura 111x46 cm. Cfr. pag. **219**. Structure 111x46 cm. See pag. **219**.
Structure 111x46 cm. Com. pag. **219**. Estructura 111x46 cm. Ver. pág. **219**.

20
72



TABULAE. Cassetto laccato. Cfr. pag. 219. Varnished drawer. See pag. 219.
Tiroir laqué. Com. pag. 219. Cajón lacado. Ver. pág. 219.

**89
17**

TABULAE. Mensola in ceramica con foro sx. Cfr. pag. 218. Ceramic shelf with left hand side hole. See pag. 218.
Étagère en céramique au trou gauche. Com. pag. 218. Repisa en cerámica orificio IZQ. Ver. pág. 218.

**20
55**

TABULAE. Struttura 120x46 cm. Cfr. pag. 219. Structure 120x46 cm. See pag. 219.

**89
14**

Struttura 120x46 cm. Com. pag. 219. Estructura 120x46 cm. Ver. pág. 219.





74
00

SMART B. Lavabo da appoggio con piano rubinetteria 65x45 cm. Cfr. pag. 222. Countertop washbasin with tap counter 65x45 cm. See pag. 222.

Lavabo à poser avec plan de robinetterie 65x45 cm. Com. pag. 222. Lavabo de apoyo con encimera para grifería 65x45 cm. Ver. pag. 222.



74
15

SMART B. Lavabo da appoggio senza piano rubinetteria 65x38 cm. Cfr. pag. 222. Countertop washbasin without tap counter 65x38. See pag. 222.
Lavabo à poser sans plan de robinetterie 65x38 cm. Com. pag. 222. Lavabo de apoyo sin encimera para grifería 65x38 cm. Ver. pág. 222.





SMART B. Lavabo da appoggio senza piano rubinetteria ø38 cm. Cfr. pag. 222. Countertop washbasin without tap counter ø38 cm. See pag. 222.
Lavabo à poser sans plan de robinetterie ø38 cm. Com. pag. 222. Lavabo de apoyo sin encimera para grifería ø38 cm. Ver. pág. 222.

74
05



74
07

SMART B. Lavabo da appoggio 65x38 cm. Cfr. pag. 222. Countertop washbasin 65x38 cm. See pag. 222.
Lavabo à poser 65x38 cm. Com. pag. 222. Lavabo de apoyo 65x38 cm. Ver. pág. 222.





74
14

SMART B. Lavabo da appoggio 45x38 cm. Cfr. pag. **222**. Countertop washbasin 45x38 cm. See pag. **222**.
Lavabo à poser 45x38 cm. Com. pag. **222**. Lavabo de apoyo 45x38 cm. Ver. pag. **222**.



PLUS DESIGN. Lavabo 40x20xh17 cm. Installazione sospesa o in appoggio. See pag. 224. Washbasin 40x20xh17 cm. Wall-hung or countertop installation. See pag. 224.

60
30

Lavabo 40x20xh17 cm. Installazione sospesa o à poser. Com. pag. 224. Lavabo 40x20xh17 cm. Suspendido o de apoyo. Ver. pag. 224.



60
34

PLUS DESIGN. Lavabo 40x40cm. Sospeso o appoggio. Cfr. pag. 224.
Wall-hung or countertop washbasin 40x40 cm. See pag. 224.

Lavabo 40x40. Suspendu ou à poser. Com. pag. 224. Lavabo suspendido o de apoyo 40x40 cm. Ver. pag. 224.





60
34

PLUS DESIGN. Lavabo 40x40cm. Sospeso o appoggio. Cfr. pag. 224. Wall-hung or countertop washbasin 40x40 cm. See pag. 224.

Lavabo 40x40. Suspendido ou à poser. Com. pag. 224. Lavabo suspendido o de apoio 40x40 cm. Ver. pag. 224.

61
02

Lavabo 60x48. Sospeso ou à poser. Com. pag. 224. Lavabo suspendido o de apoio 60x48 cm. Ver. pag. 224.

PLUS DESIGN. Lavabo 60x48 cm. Sospeso o appoggio. Cfr. pag. 224. Wall-hung or countertop washbasin 60x48 cm. See pag. 224.



71
04

ERGO. Lavabo da appoggio ø40 cm, senza foro troppopieno. Cfr. pag. 228. Countertop washbasin ø40 cm, without overflow. See pag. 228.

Lavabo à poser ø40 cm. Sans trou de trop-plein. Com. pag. 228. Lavabo de apoyo Ø 40 cm., sin rebosadero. Ver. pag. 228.





ERGO. Lavabo 85x45 cm. Installazione sospesa / soprapiano. Cfr. pag. **228**. Washbasin 85x45 cm. Wall-hung/counter top installation. See pag. **228**.
Lavabo 85x45 cm. Installation suspendue/sur plan. Com. pag. **228**. Lavabo 85x45 cm. Suspendido/sobre plano. Ver. pág. **228**.

**71
02**

**71
23**

ERGO. Struttura in legno massello di iroko. Cfr. pag. **00**. Structure in iroko heartwood. See pag. **00**.
Structure en bois iroko. Com. pag. **00**. Estructura bajo lavabo en madera maciza de iroko 85x45xh83 cm. Ver. pág. **00**.



71
16

ERGO. Orinatoio a terra. Cfr. pag. 229. Back to wall urinal. See pag. 229.

Urinoir au sol. Com. pag. 229. Urinario a suelo. Ver. pag. 229.



72
27

EDEN. Lavabo 121x46 cm, doppio bacino. Cfr. pag. 230. Washbasin 121x46 cm, double basin. See pag. 230.
Lavabo 121x46 cm, double vasque. Com. pag. 230. Lavabo 121x46 cm, doble seno. Ver. pág. 230.



72
28

EDEN. Lavabo 141x46 cm, doppio bacino. Cfr. pag. 230. Washbasin 141x46 cm, double basin. See pag. 230.

Lavabo 141x46 cm, double vasque. Com. pag. 230. Lavabo 141x46 cm, doble seno. Ver. pag. 230.





72
25

EDEN. Lavabo 101x46 cm. Cfr. pag. 230. Washbasin 101x46 cm. See pag. 230. Lavabo 101x46 cm. Com. pag. 230. Lavabo 101x46 cm. Ver. pag. 230.





**52
40** EDEN/M2. Colonna. Cfr. pag. 230.
Pedestal. See pag. 230.
Colonne. Com. pag. 230.
Pedestal. Ver. pág. 230.

**52
05** EDEN/M2. Lavabo 60 cm monoforo predisposto 3 fori. Cfr. pag. 230.
Washbasin 60 cm one hole arranged 3 holes. See pag. 230.
Lavabo 60 cm monoforo pré-perçé 3 trous. Com. pag. 230.
Lavabo 60 cm 1 orificio premarcado 3 orificios. Ver. pag. 230.





EDEN/M2. Lavabo sospeso 50 cm monoforo predisposto 3 fori. Cfr. pag. 230. Wall-hung washbasin 50 cm one hole arranged 3 holes. See pag. 230.
Lavabo suspendu 50 cm monoforu pré-pércé 3 trous. Com. pag. 230. Lavabo suspendido 50 cm 1 orificio premarcado 3 orificios. Ver. pag. 230.

**52
04**

M2. Lavabo da appoggio ø48xh14 cm. Cfr. pag. 232. Countertop washbasin ø48xh14 cm. See pag. 232.

52
03

Lavabo à poser ø48xh14 cm. Com. pag. 232. Lavabo de apoio cm ø48xh14. Ver. pag. 232.





ETHOS. Lavabo 71 cm con spalliera, sospeso o per colonna. Cfr. pag. 238. Washbasin 71 cm with upstand, wall-hung or for pedestal. See pag. 238.
Lavabo 71 cm avec dossier, suspendu ou sur colonne. Com. pag. 238. Lavabo 71 cm con zócalo, suspendido o para pedestal. Ver. pag. 238.

84
01

84
96

ETHOS. Vasca in vetroresina bianca. Cfr. pag. 244. White fiberglass bath-tub. See pag. 244.
Baignoire en fibre de verre blanche. Com. pag. 244. Bañera en vetroresina blanca. Ver. pag. 244.



ETHOS. Lavabo 71 cm con spalliera, sospeso o per colonna. Cfr. pag. 238. Washbasin 71 cm with upstand, wall-hung or for pedestal. See pag. 238.

**84
01**

Lavabo 71 cm avec dossier, suspendu ou sur colonne. Com. pag. 238. Lavabo 71 cm con zócalo, suspendido o para pedestal. Ver. pág. 238.

Piédestal. Com. pag. 238. Pedestal. Ver. pág. 238.

**84
11**

ETHOS. Colonna in ceramica. Cfr. pag. 238. Ceramic pedestal. See pag. 238.

ETHOS. Lavabo 71 cm, installazione sospesa o su colonna. Cfr. pag. 238. Washbasin 71 cm, wall-hung or for pedestal installation. See pag. 238.

**84
00**

Lavabo 71 cm, installazione sospesa o su colonna. Cfr. pag. 238. Lavabo 71 cm, instalación suspendida o para pedestal. Ver. pág. 238.



84
37

ETHOS. Wc con scarico universale S/P 55x38 cm. Cfr. pag. 239. Wc with floor/wall draining 55x38 cm. See pag. 239.
Toilette avec vidage universel S/P 56x36 cm. Com. pag. 239. Inodoro para tanque alto salida horizontal ó vertical 56x36 cm. Ver. pág. 239.



Lavabo 65 cm, installazione sospesa, su colonna o su mobile. Cfr. pag. 238.
Lavabo 65 cm. Instalación suspendida, para pedestal o para mueble. Ver. pág. 238.

84
32

ETHOS. Lavabo 65 cm, installazione sospesa, su colonna o per mobile. Cfr. pag. 238. Washbasin 65 cm, wall-hung installation, for pedestal or furniture. See pag. 238.



Lavabo 65 cm, installazione sospesa, su colonna o per mobile. Cfr. pag. 238. Washbasin 65 cm, wall-hung installation, for pedestal or furniture. See pag. 238.

84
37

ETHOS. Wc con scarico universale S/P 55x38 cm. Cfr. pag. 239. Wc with floor/wall draining 55x38 cm. See pag. 239.
Toilette avec vidage universel S/P 56x36 cm. Com. pag. 239. Inodoro para tanque alto salida horizontal ó vertical 56x36 cm. Ver. pag. 239.

84
36

ETHOS. Colonna in ceramica. Cfr. pag. 238. Ceramic pedestal. See pag. 238.
Piédestal. Com. pag. 238. Pedestal. Ver. pag. 238.

84
32

ETHOS. Lavabo 65 cm, installazione sospesa, su colonna o per mobile. Cfr. pag. 238. Washbasin 65 cm, wall-hung installation, for pedestal or furniture. See pag. 238.



HYGEA
SMART TOILET



Smart toilet. 59x38x43 cm. Com. pag. 240. Smart toilet. 59x38x43 cm. Ver. pag. 240.

HYGEA. Smart toilet 59x38x43 cm. Cfr. pag. 240. Smart toilet. 59x38x43 cm. See pag. 240.

NEW HYGEA
6200

NEW HYGEA
NEW 6200

HYGEA. Smart toilet 59x38x43 cm. Cfr. pag. 240. Smart toilet. 59x38x43 cm. See pag. 240.

Smart toilet. 59x38x43 cm. Cfr. pag. 240. Smart toilet. 59x38x43 cm. Ver. pag. 240.



COLOURS

VASCHE
COLLECTION

Baignoire en acrylique 167x80xh60 cm. Com. pag. 242. Bañera en acrílico 167x80xh60 cm. Ver. pág. 242.

89
65

QUADRA. Vasca in puro acrilico 167x80xh60 cm. Cfr. pag. 242.
High pure acrylic bathtub 167x80xh60 cm. See pag. 242.



Baignoire en acrylique 170x82xh60 cm. Com. pag. 242. Bañera en acrílico 170x82xh60 cm. Ver. pag. 242.

72
39

EDEN. Vasca in puro acrilico 170x82xh60 cm. Cfr. pag. 242.
High pure acrylic bathtub 170x82xh60 cm. See pag. 242.



Baignoire en acrylique 170x78xh59 cm. Com. pag. 242. Bañera en acrílico 170x78xh59 cm. Ver. pág. 242.

73
20

FLOW. Vasca in puro acrílico 170x78xh59 cm. Cfr. pag. 242. High pure acrylic bathtub 170x78xh59 cm. See pag. 242.





ETHOS. Vasca in vetroresina bianca. Cfr. pag. 243. White fiberglass bath-tub. See pag. 243.

84
96

Baignoire en fibre de verre blanche. Com. pag. 243. Bañera en vetroresina blanca. Ver. pag. 243.





**PIATTI DOCCIA
COLLECTION**

10
53

FOLIA. Piatto doccia 160x80 H3, versione filo pavimento . Cfr. pag. 244. Shower tray 160x80 H3, flush to floor version. See pag. 244.

Receveur de douche 160x80 H3, version niveau du sol. Ccm. pag. 244. Plato de ducha 160x80 H3, version nivel del suelo. Ver. pág. 244.



Receveur de douche 120x70 H3, version niveau du sol. Com. pag. 244.
Plato de ducha 120x70 H3, versión nivel del suelo. Ver. pág. 244.

10
42

FOLIA. Piatto doccia 100x70 H3, versione filo pavimento. Cfr. pag. 244.
Shower tray 120x70 H3, flush to floor version. See pag. 244.



Receveur de douche 140x70 H3, version niveau du sol. Com. pag. 244. Plato de ducha 140x70 H3, versión nivel del suelo. Ver. pág. 244.

10
43

FOLIA. Piatto doccia 140x70 H3, versione filo pavimento . Cfr. pag. 244. Shower tray 140x70 H3, flush to floor version. See pag. 244.



FOLIA. Piatto doccia 140x70 H3, versione appoggio . Cfr. pag. 244. Shower tray 140x70 H3, countertop version. See pag. 244.
Receveur de douche 140x70 H3, version à poser. Com. pag. 244. Plato de ducha 140x70 H3, versión de apoyo .Ver. pág. 244.



LAVATOI. Lavabo/lavatoio a canale, smaltato su 4 lati, 90x45xh20 cm. Cfr. pag. 250. Washbasin/washtub glazed on sides, 90x45xh20 cm. See pag. 250.

20
05

Lavabo-limbre à canal, émaille sur les 4 côtés, 90x45xh20 cm. Com. pag. 250. Lavabo-lavadero a canal, esmaltado a 4 lados, 90x45xh20 cm. Ver. pag. 250.




LAVATOI. Lavatoio Ibis 60x45x22 cm. Cfr. pag. 250. Ibis wash-tub 60x45x22 cm. See pag. 250.

30
02

Lavabo Ibis 60x45x22 cm. Cfr. pag. 250. Pila Ibis 60x45x22 cm. Ver. pag. 250.







54
84

LAVATOI. Lavabo-lavatoio 60x38 cm, con foro troppopieno. Cfr. pag. 250. Washbasin-washtub 60x38 cm. See pag. 250.


Lavabo-lavatoio 60x38, avec trou de trop-plein. Com. pag. 250. Lavabo-lavadero 60x38 cm con rebosadero. Ver. pag. 250.



20
07

LAVATOI. Lavabo/lavatoio a canale, smaltato su 4 lati, 120x45x20 cm. Cfr. pag. 250. Washbasin/washtub glazed on sides, 120x45x20 cm. See pag. 250.

Lavabo-timbre à canal, émaillé sur les 4 côtés, 120x45x20 cm. Com. pag. 250.
Lavabo-lavadero a canal, esmaltado a 4 lados, 120x45x20 cm. Ver. pag. 250.



54
03


LAVATOI. Lavabo-lavatorio 65x45 cm per rubinetteria a parete. Cfr. pag. 250. Wall-hung washbasin-washtub 65x45 cm, wall tap. See pag. 250.

Lavabo-timbre 65x45 cm, Rubinetteria murale. Con. pag. 250. Lavabo-lavadero suspendido 65x45 cm, grifería a pared. Ver. pag. 250.



54
03

LAVATOI. Lavabo-lavatoio 65x45 cm per rubinetteria a parete. Cfr. pag. 250. Wall-hung washbasin-wash tub 65x45 cm, wall tap. See pag. 250.
Lavabo-timbre 65x45 cm. Rubinetterie murale. Com. pag. 250. Lavabo-lavadero suspendido 65x45 cm, grifería a pared. Ver. pag. 250.





**OUTDOOR
COLLECTION**

LAVATOI. Lavabo-lavatoio 60x38 cm, con foro troppopieno. Cfr. pag. 246. Washbasin-washtub 60x38 cm. See pag. 246.

Lavabo-timbre 60x38, avec trou de trop-plein. Com. pag. 246. Lavabo-lavadero 60x38 cm con rebosadero. Ver. pag. 246.

54
84




LAVATOI. Lavatoio Iside 75 cm. Cfr. pag. 246. Iside wash-tub 75 cm. See pag. 246.

20
02

Bac à laver Iside 75 cm. Com. pag. 246. Lavadero Iside 75 cm. Ver. pag. 246.





30
01

Lavabo Ibis 42x38xh22. Com. pag. 246. Pila Ibis 42x38xh22 cm. Ver. pag. 246.

LAVATOI. Lavatoio Ibis 42x38xh22 cm. Cfr. pag. 246. Ibis wash-tub 42x38xh22 cm. See pag. 246.



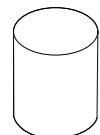
GAMMA PRODOTTI

product line
gamme de produits
productos

CORE

LAVABI
washbasin / lavabos / lavabos

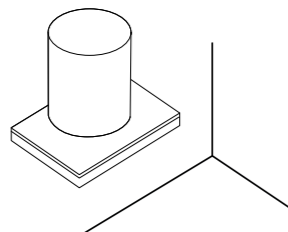
STRUTTURE
structures / structures / estructuras



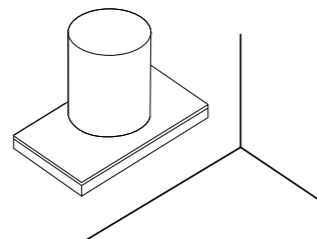
art. 7305
cm ø37 x h46



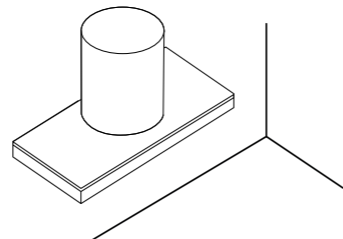
art. 2082



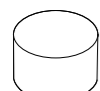
cm 61 x 46



cm 81 x 46



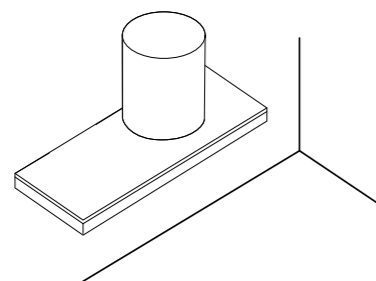
cm 101 x 46
cm 101 x 46 SX
cm 101 x 46 DX



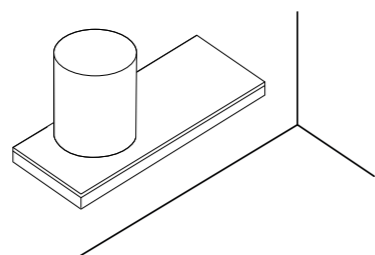
art. 7306
cm ø40 x h20



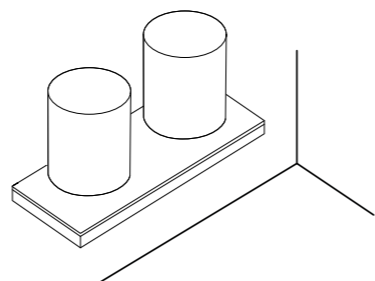
art. 2049



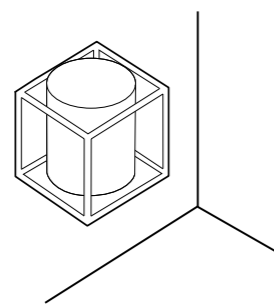
cm 121 x 46 DX



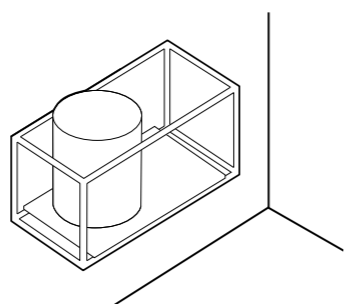
cm 121 x 46 SX



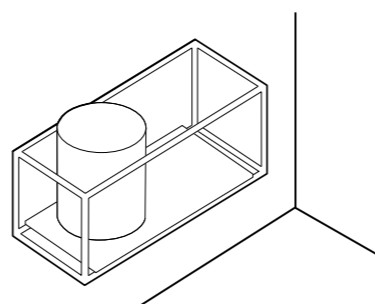
cm 121 x 46



cm 46 x 46



cm 91 x 46



cm 111 x 46
cm 111 x 46 SX
cm 111 x 46 DX

COLORI CERAMICA
Ceramic colors
Couleurs céramiques
Colores cerámicos

- bianco / white
blanc / blanco
- bianco matt / matt white
blanc mat / blanco mate
- nero matt / matt black
noir mat / negro mate
- grigio matt / matt grey
gris mat / gris mate
- sabbia / matt sand
sable mat / arena mate
- ottanio
- ocre / ocher
ocre / ocre
- salvia / sage
saugé / sabio
- viola / violet
violet / violeta

* disponibile solo per il lavabo
* available only for washbasin
* disponible uniquement pour le lavabo
* disponible solo para lavabos

FINITURE STRUTTURE / Structure finishes / Finitions structures / Acabado Estructuras

- nero / black
noir / negro
- rame / copper
cuivre / cobre
- oro chiaro / light gold
or clair / oro claro

Si prega di fare particolare attenzione al peso totale della struttura e delle Tabulae e di verificare la tenuta dei fissaggi in base alla tipologia della parete.

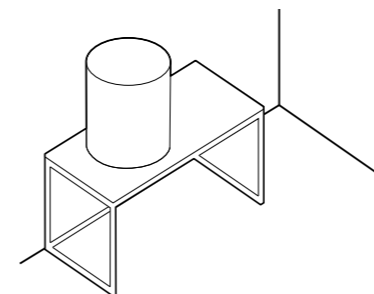
Please, pay attention to the total weight of the structure and the Tabulae and check the tightness of the fasteners according to the type of wall.

Veuillez faire attention au poids total de la structure et des Tabulae et vérifier l'étanchéité des fixations en fonction du type de mur.

Preste especial atención al peso total de la estructura y de la Tabulae y compruebe la resistencia de las fijaciones en base al tipo de pared.

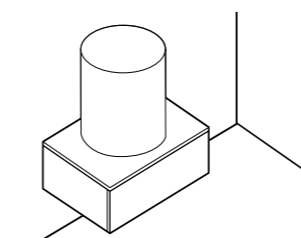
CORE

STRUTTURE
structures / structures / estructuras

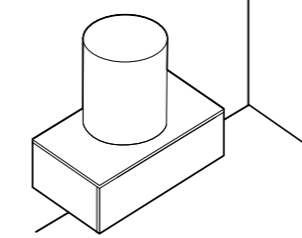


cm 81 x 46

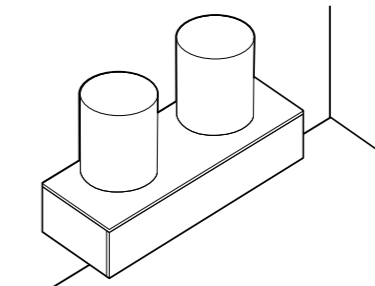
MOBILI
Furniture / Muebles / Muebles



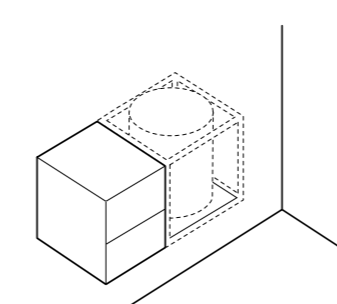
cm 61 x 46



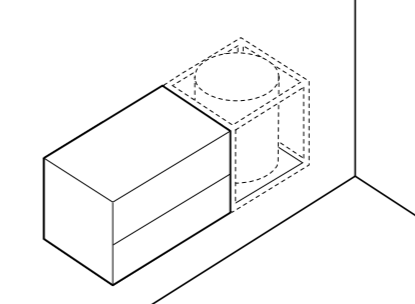
cm 81 x 46



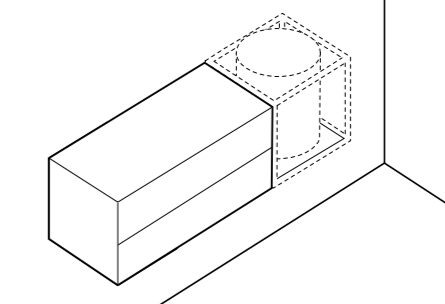
cm 121 x 46



cm 30 x 46 SX - DX



cm 60 x 46 SX - DX



cm 90 x 46 SX - DX

COLORI CERAMICA
Ceramic colors
Couleurs céramiques
Colores cerámicos

- bianco / white
blanc / blanco
- bianco matt / matt white
blanc mat / blanco mate
- nero matt / matt black
noir mat / negro mate
- grigio matt / matt grey
gris mat / gris mate
- sabbia / matt sand
sable mat / arena mate
- ottanio

* disponibile solo per il lavabo
* available only for washbasin
* disponible uniquement pour le lavabo
* disponible solo para lavabos

FINITURE STRUTTURE / Structure finishes / Finitions structures / Acabado Estructuras

- nero / black
noir / negro

COLORI - FINITURE MOBILE / Furniture - Finishes colors / Couleurs - finitions meubles / Colores - acabados de muebles

- bianco
white
blanc
blanco
- nero
black
noir
negro
- moka
moka
moka
- fango
mud
boue
barro
- sabbia
sand
sable
arena
- impiallacciato rovere
veneer oak
chêne plaqué
chapa roble

Si prega di fare particolare attenzione al peso totale della struttura e delle Tabulae e di verificare la tenuta dei fissaggi in base alla tipologia della parete.

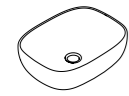
Please, pay attention to the total weight of the structure and the Tabulae and check the tightness of the fasteners according to the type of wall.

Veuillez faire attention au poids total de la structure et des Tabulae et vérifier l'étanchéité des fixations en fonction du type de mur.

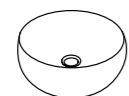
Preste especial atención al peso total de la estructura y de la Tabulae y compruebe la resistencia de las fijaciones en base al tipo de pared.

DREAM

LAVABI
Washbasins / Lavabos / Lavabos



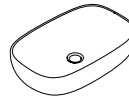
art. 7301 - cm 50 x 38



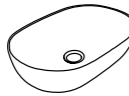
art. 7333 - cm ø48



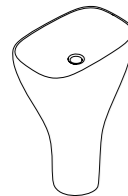
art. 7307 - cm ø40



art. 7300 - cm 64 x 38



art. 7308 - cm 60 x 38



art. 7304 - cm 60 x 38 xh87*

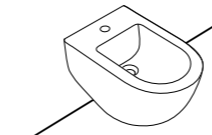
COLORI CERAMICA

Ceramic colors
Couleurs céramiques
Colores cerámicos

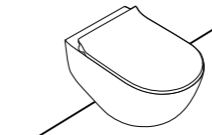
- *  bianco / white
blanc / blanco
- *  bianco matt / matt white
blanc mat / blanco mate
-  nero matt / matt black
noir mat / negro mate
-  grigio matt / matt grey
gris mat / gris mate
-  sabbia / matt sand
sable mat / arena mate
-  ottanio
-  ocre / ocher
ocre / ocre
-  salvia / sage
sauge / sabio
-  viola / violet
violet / violeta

DREAM

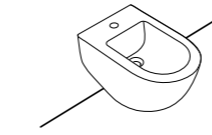
WC E BIDET
Wc and bidet / Cuvette et bidet / Inodoro y bidet



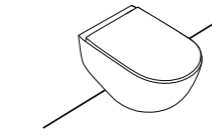
art. 7313
cm 56 x 36



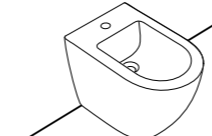
art. 7312 - cm 56 x 36
art. 7317 - cm 56 x 36 RIMAWAY



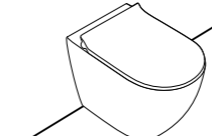
art. 7335
cm 52 x 36



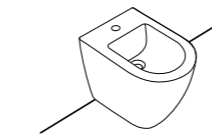
art. 7334
cm 52 x 36 RIMAWAY



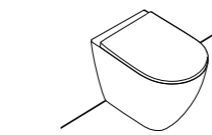
art. 7311
cm 56 x 36



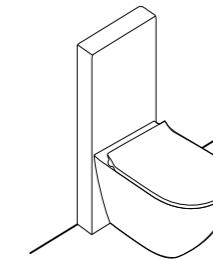
art. 7310 - cm 56 x 36
art. 7309 - cm 56 x 36 TRASLATO



art. 7328
cm 52 x 36



art. 7327
cm 52 x 36 RIMAWAY



art. 7316 - cm 56 x 36
art. 7113 - cm 39 x 13 x h98

COLORI CERAMICA

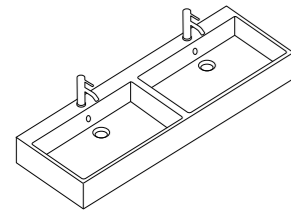
Ceramic colors
Couleurs céramiques
Colores cerámicos

-  bianco / white
blanc / blanco
-  bianco matt / matt white
blanc mat / blanco mate
-  nero matt / matt black
noir mat / negro mate
-  grigio matt / matt grey
gris mat / gris mate
-  sabbia / matt sand
sable mat / arena mate

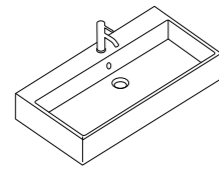


MEG11 PRO

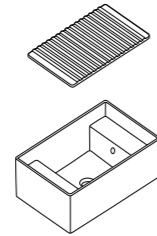
LAVABI - LAVATOI
Washbasin - washtub / Lavabo - lavoir / Lavabo - lavadero



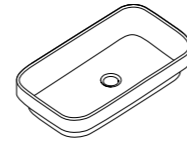
art. 8939
cm 141 x 46



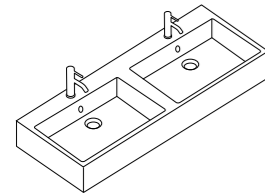
art. 8967
cm 91 x 46



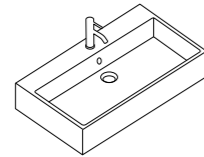
art. 5484 *
cm 60 x 38



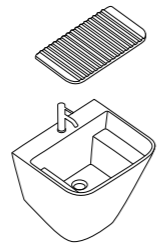
art. 5453 **
cm 70 x 38



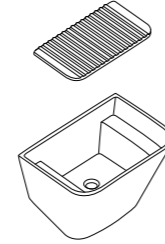
art. 8966
cm 121 x 46



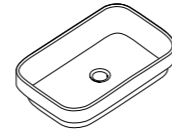
art. 8973
cm 81 x 46



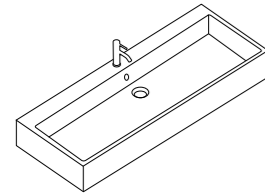
art. 5482
cm 55 x 48



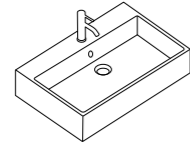
art. 5403
cm 65 x 47



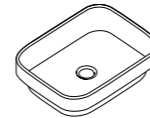
art. 5452 **
cm 60 x 38



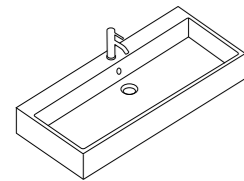
art. 8938
cm 121 x 46



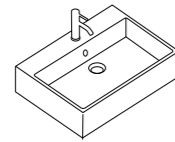
art. 8968
cm 71 x 46



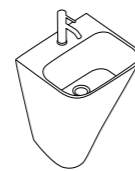
art. 5417 **
cm 50 x 38



art. 8937
cm 101 x 46



art. 8974
cm 61 x 46







art. 5407 **
cm 45 x 40



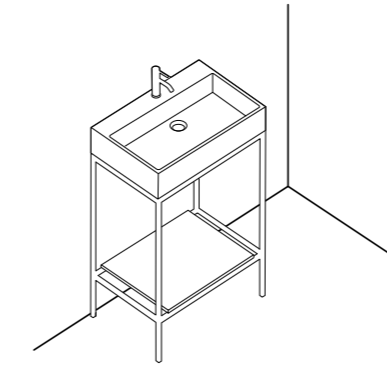
art. 5405P **
cm 50 x 40

COLORI CERAMICA
Ceramic colors
Couleurs céramiques
Colores cerámicos

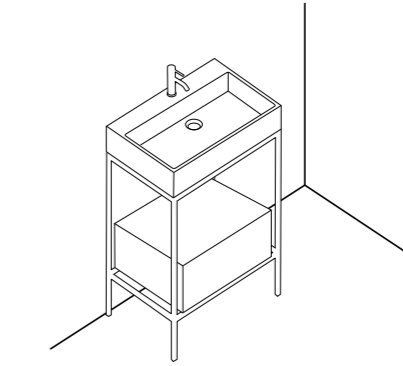
-  bianco / white
blanc / blanco
-  bianco matt / matt white
blanc mat / blanco mate
- ****  nero / black
noir / negro
- ***  nero matt / matt black
noir mat / negro mate

MEG11 PRO

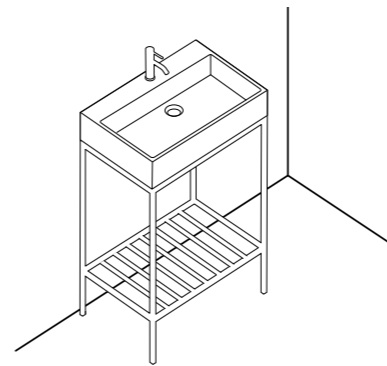
LAVABI + STRUTTURE
Washbasin + structure / Lavabos + structures / Lavabos + estructuras



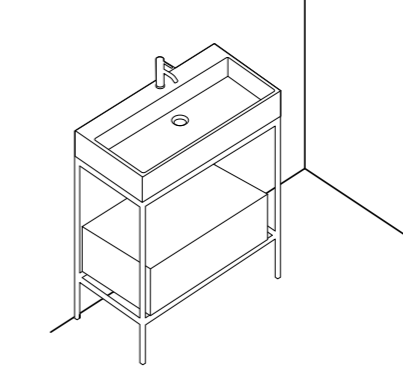
art. 8912 - cm 71 x 46
art. 8913 - cm 91 x 46



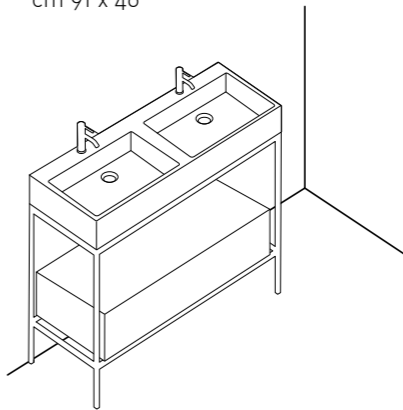
art. 8912 + 8915
cm 71 x 46



art. 8998 - cm 71 x 46
art. 8969 - cm 91 x 46




art. 8913 + 8916
cm 91 x 46








art. 8914 + 8917
cm 121 x 46

FINITURE STRUTTURE / Structure finishes / Finitions structures / Acabado estructuras

-  nero / black
noir / negro

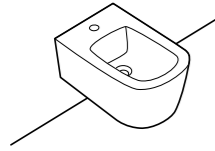
COLORI - FINITURE CASSETTO / Drawer - Finishes colors / Couleurs - finitions tiroir / Colores - acabados del cajón

-  bianco
white
blanc
blanco
-  nero
black
noir
negro
-  moka
moka
moka
moka
-  fango
mud
boue
barro
-  sabbia
sand
sable
arena

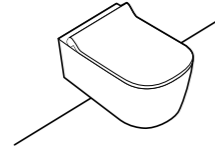
MEG11 PRO

WC E BIDET

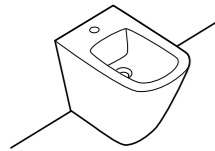
Wc and bidet / Cuvette et bidet / Inodoro y bidet



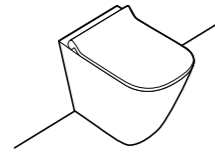
art. 5412
cm 55 x 35



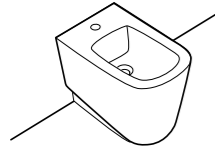
art. 5411 - cm 55 x 35
art. 5486 - cm 55 x 35 RIMAWAY



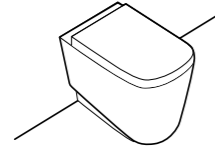
art. 5480V2
cm 55 x 35



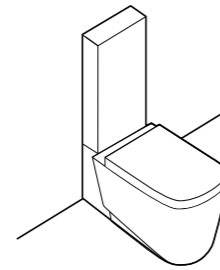
art. 5481V2
cm 55 x 35 RIMAWAY



art. 5410
cm 55 x 35



art. 5419
cm 55 x 35 TRASLATO



art. 5413 - cm 65 x 35
art. 9925 - cm 29 x 16

COLORI CERAMICA

Ceramic colors
Couleurs céramiques
Colores cerámicos

-  **bianco** / white
blanc / blanco
-  **bianco matt** / matt white
blanc mat / blanco mate
-  **nero matt** / matt black
noir mat / negro mate
-  **grigio matt** / matt grey
gris mat / gris mate
-  **sabbia** / matt sand
sable mat / arena mate

MEG11 PRO

TABULAE

MENSOLA IN CERAMICA

Ceramic shelf / Etagère en céramique / Repisa en cerámica

COLORI CERAMICA

Ceramic colors
Couleurs céramiques
Colores cerámicos

-  **bianco** / white
blanc / blanco
-  **bianco matt** / matt white
blanc mat / blanco mate
-  **nero matt** / matt black
noir mat / negro mate
-  **sabbia** / matt sand
sable mat / arena mate
-  **ottanio**

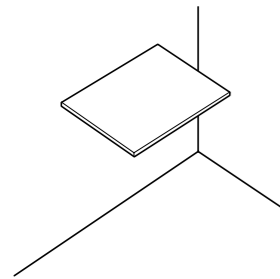
TABULAE



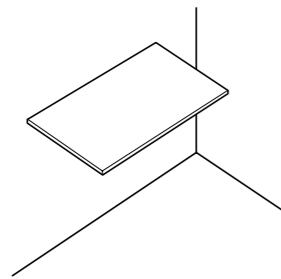
TABULAE

MENSOLA IN CERAMICA

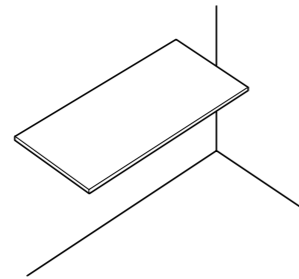
Ceramic shelf / Etagère en céramique / Repisa en cerámica



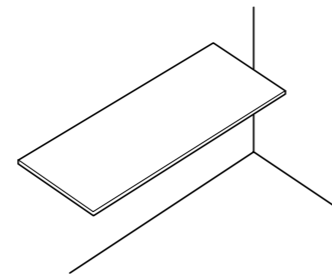
art. 2050 / 2056
cm 61 x 46



art. 2051 / 2057
cm 81 x 46



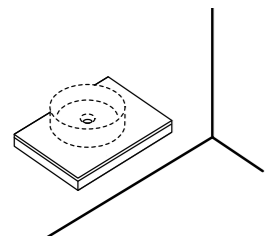
art. 2052 / 2053 / 2060 / 2058
cm 101 x 46



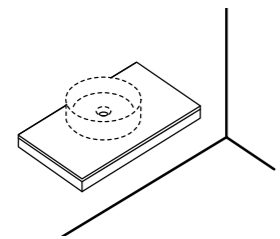
art. 2055 / 2061 / 2054
cm 121 x 46

MENSOLA + STRUTTURA NERA

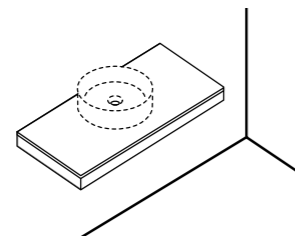
Shelf + structure / Etagère + structure / Repisa + estructura



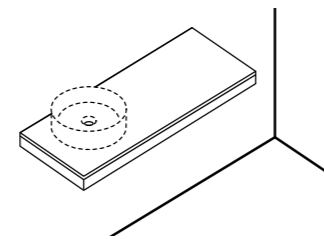
**art. 2086 +
art. 2050 / 2056**
cm 61 x 46



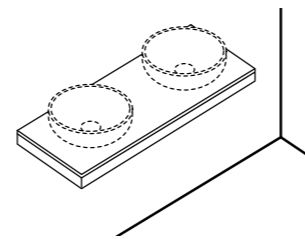
**art. 2087 +
art. 2051 / 2057**
cm 81 x 46



**art. 2088 +
art. 2052 - cm 101x46
art. 2058 - cm 101x46
art. 2053 - cm 101x46 SX
art. 2060 - cm 101x46 DX**



**art. 2089 +
art. 2055 - cm 121x46DX
art. 2061 - cm 121x46SX**



**art. 2089 +
art. 2054 - cm 121x46**

COLORI CERAMICA

Ceramic colors
Couleurs céramiques
Colores cerámicos

- bianco / white
blanc / blanco
- bianco matt / matt white
blanc mat / blanco mate
- nero matt / matt black
noir mat / negro mate
- sabbia / matt sand
sable mat / arena mate
- ottanio

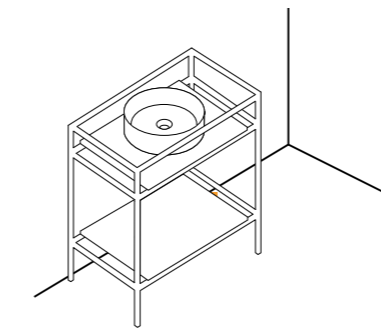
FINITURE STRUTTURA / Structure finishes / Finitions structures / Acabado Estructuras

- nero / black
noir / negro
- rame / copper
cuivre / cobre
- oro chiaro / light gold
or clair / oro claro

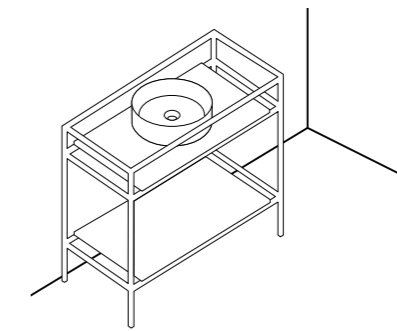
TABULAE

MENSOLA + STRUTTURA TERRA + CASSETTONE

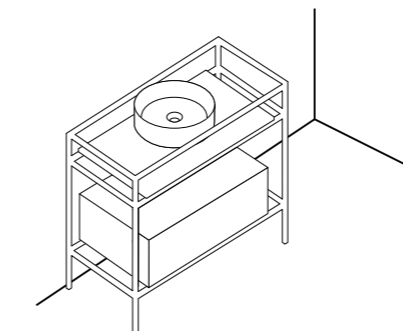
Ceramic shelf + floor structure + big drawer / Etagère + structure du sol + grand tiroir / Repisa + estructura a suelo + gran cajón



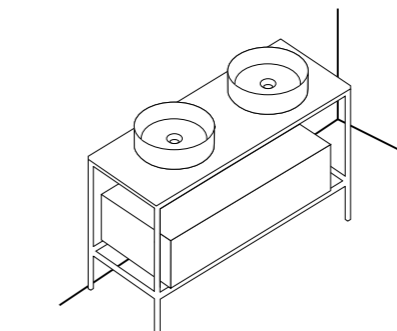
art. 2071 + 2051 + 2057
cm 91 x 46



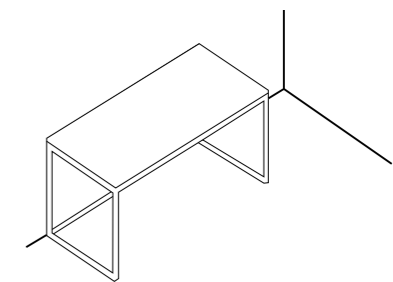
**art. 2072 + 2052 + 2058 - cm 111 x 46
art. 2072 + 2053 + 2058 - cm 111 x 46 SX
art. 2072 + 2060 + 2058 - cm 111 x 46 DX**



**art. 2072 + 2052 + 8916 - cm 111 x 46
art. 2072 + 2053 + 8916 - cm 111 x 46 SX
art. 2072 + 2053 + 8916 - cm 111 x 46 DX**



**art. 8914 + 8917 + 2055
art. 8914 + 8917 + 2061**
cm 121 x 46

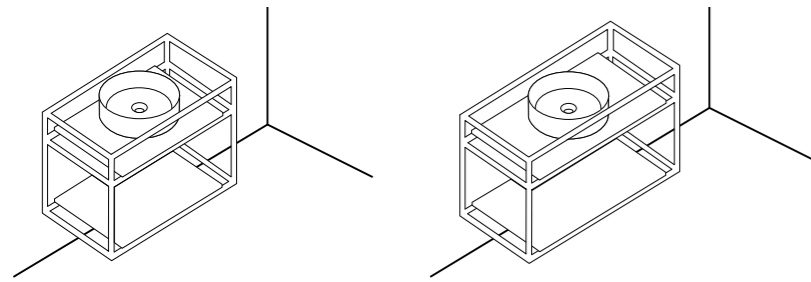


**art. 2080 + 2056 - cm 61 x 46
art. 2079 + 2057 - cm 81 x 46**

TABULAE

MENSOLA + STRUTTURA SOSPESA

Ceramic shelf + structure / Étagère + structure suspendue / Repisa + estructura suspendida

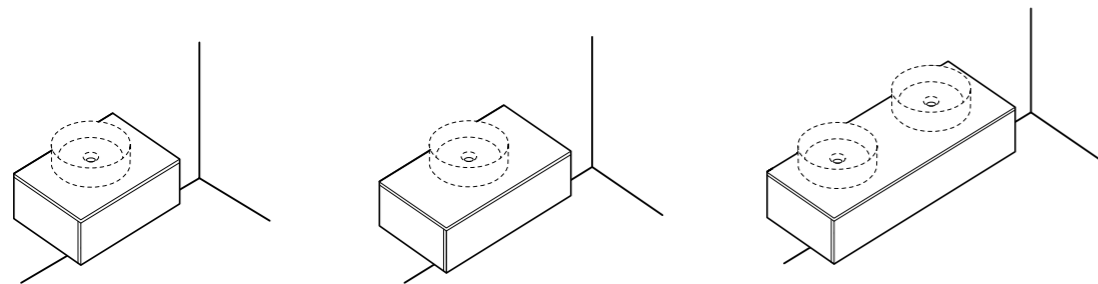


art. 2074 + 2051 + 2057
cm 91 x 46

art. 2075 + 2052 + 2058 - cm 111 x 46
art. 2075 + 2053 + 2058 - cm 111 x 46 SX
art. 2075 + 2060 + 2058 - cm 111 x 46 DX

MENSOLA + MOBILE H24 CM

Ceramic shelf + H24 cm cabinet / Étagère + meuble H24 cm / Repisa + mueble H24 cm




art. 2085 + 2051
cm 61 x 46

art. 2084 + 2051
cm 81 x 46

art. 2083 + 2054 - cm 121 x 46 2 FORI
art. 2083 + 2055 - cm 121 x 46 SX
art. 2083 + 2061 - cm 121 x 46 DX

COLORI CERAMICA

Ceramic colors
Couleurs céramiques
Colores cerámicos

-  bianco / white
blanc / blanco
-  bianco matt / matt white
blanc mat / blanco mate
-  nero matt / matt black
noir mat / negro mate
-  sabbia / matt sand
sable mat / arena mate
-  ottanio

FINITURE STRUTTURE / Structure finishes / Finitions structures / Acabado Estructuras

-  nero / black
noir / negro
-  rame / copper
cuivre / cobre
-  oro chiaro / light gold
or clair / oro claro

COLORI - FINITURE MOBILE / Furniture - Finishes colors / Couleurs - finitions meubles / Colores - acabados de muebles

-  bianco
white
blanc
blanco
-  nero
black
noir
negro
-  moka
moka
moka
-  fango
mud
boue
barro
-  sabbia
sand
sable
arena
-  impiallacciato rovere
veneer oak
chêne plaqué
chapa roble

Si prega di fare particolare attenzione al peso totale della struttura e delle Tabulae e di verificare la tenuta dei fissaggi in base alla tipologia della parete.

Please, pay attention to the total weight of the structure and the Tabulae and check the tightness of the fasteners according to the type of wall.

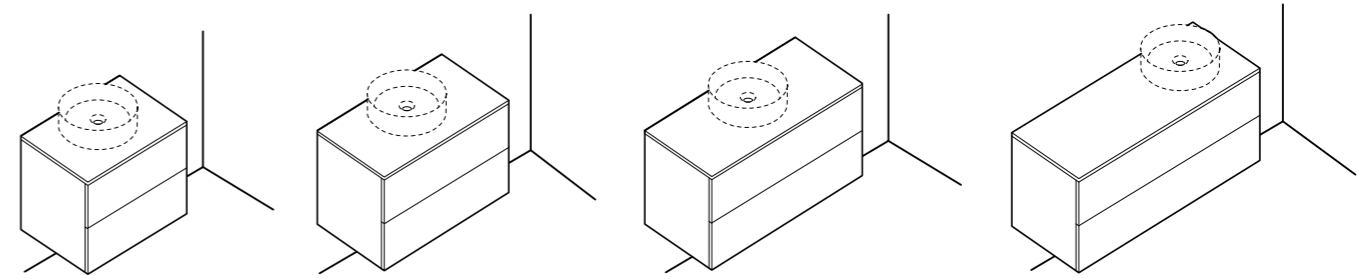
Veuillez faire attention au poids total de la structure et des Tabulae et vérifier l'étanchéité des fixations en fonction du type de mur.

Preste especial atención al peso total de la estructura y de la Tabulae y compruebe la resistencia de las fijaciones en base al tipo de pared.

TABULAE

MENSOLA + MOBILE H46 CM

Ceramic shelf + H46 cm furniture / Étagère + meuble H46 cm / Repisa + mueble H46 cm



art. 2065 + 2050
cm 61 x 46

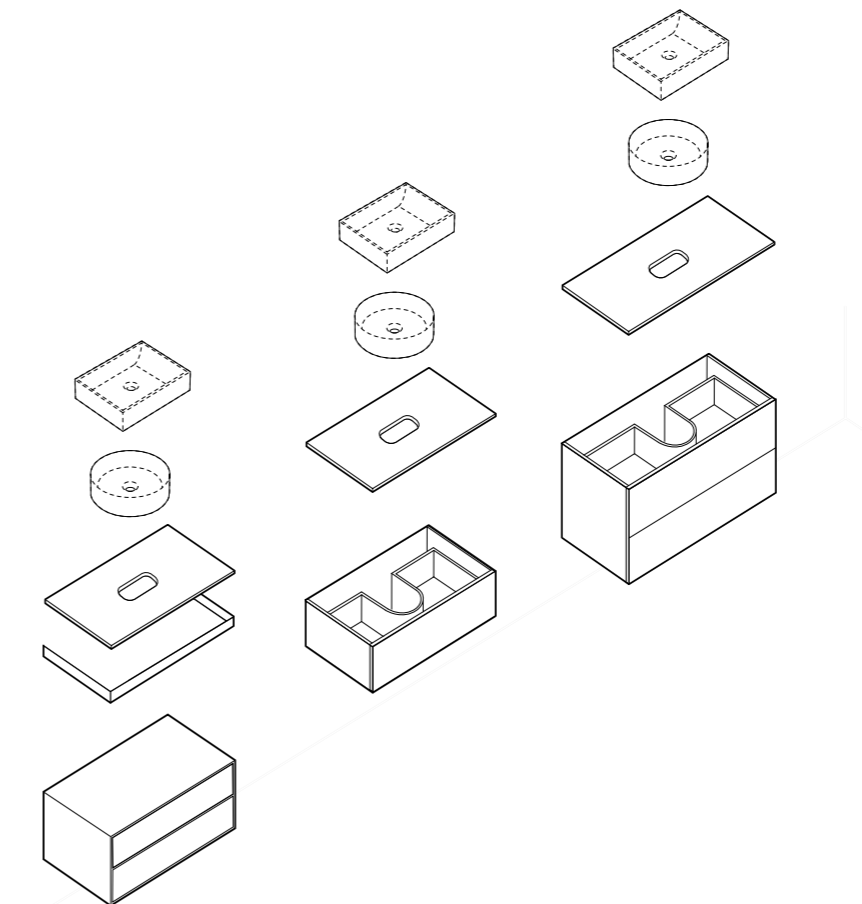
art. 2066 + 2051
cm 81 x 46

art. 2067 + 2052
cm 101 x 46

art. 2068 + 2055 - cm 121 x 46 SX
art. 2069 + 2061 - cm 121 x 46 DX

SOLUZIONI

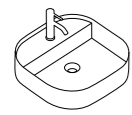
Solutions / Solutions / Soluciones



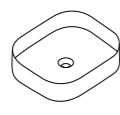
SMART B

LAVABI

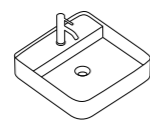
Washbasins / Lavabos / Lavabos



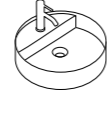
art. 7403
cm 45 x 45



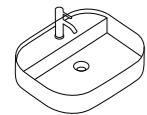
art. 7406
cm 45 x 38



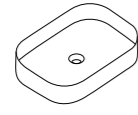
art. 7412
cm 45 x 45



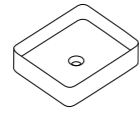
art. 7404
cm 45ø



art. 7401
cm 55 x 45



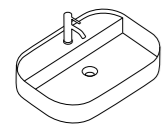
art. 7402
cm 55 x 38



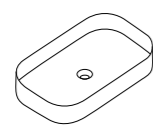
art. 7414
cm 45 x 38



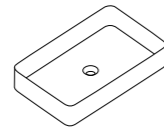
art. 7405
cm 38ø



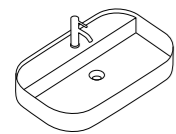
art. 7400
cm 65 x 45



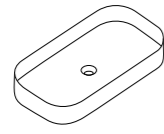
art. 7407
cm 65 x 38



art. 7415
cm 65 x 38



art. 7408
cm 75 x 45



art. 7409
cm 75 x 38

COLORI CERAMICA

Ceramic colors

Couleurs céramiques

Colores cerámicos



bianco / white
blanc / blanco



bianco matt / matt white
blanc mat / blanco mate



nero matt / matt black
noir mat / negro mate



grigio matt / matt grey
gris mat / gris mate



sabbia / matt sand
sable mat / arena mate



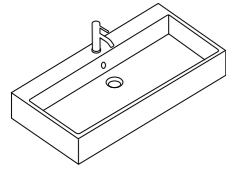
ottanio

SMART B

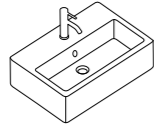
PLUS DESIGN

LAVABI

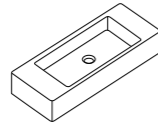
Washbasins / Lavabos / Lavabos



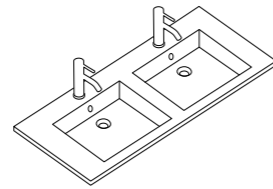
art. 6100
cm 100 x 48



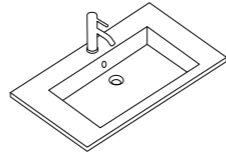
art. 6032
art. 6032M
cm 60 x 40



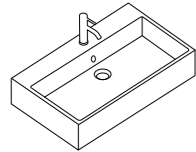
art. 6036
art. 6036S
cm 75 x 30



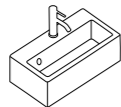
art. 2044
cm 121 x 51



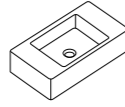
art. 2043
cm 91 x 51



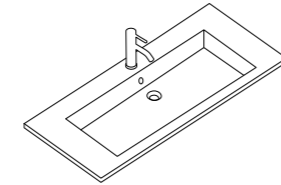
art. 6101
cm 80 x 48



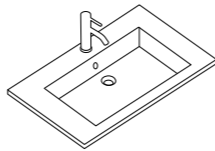
art. 6031
art. 6031M
cm 50 x 27



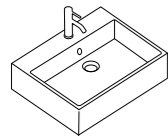
art. 6035
art. 6035S
cm 55 x 30



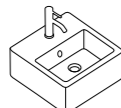
art. 2047
cm 121 x 51



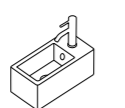
art. 2031
cm 86 x 51



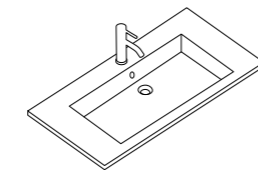
art. 6102
cm 60 x 48



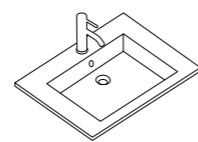
art. 6034
art. 6034M
cm 40 x 40



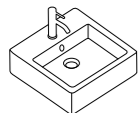
art. 6030
art. 6030M
cm 40 x 20



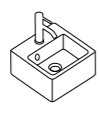
art. 2033
cm 106 x 51



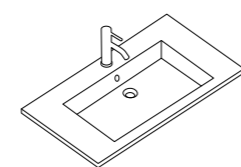
art. 2030
cm 71 x 51



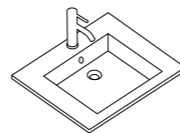
art. 6022
art. 6022FF
cm 48 x 48



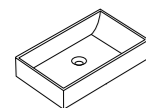
art. 6033
art. 6033M
cm 30 x 30



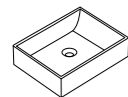
art. 2032
cm 96 x 51



art. 2045
cm 61 x 51

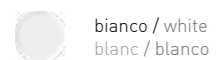


art. 6103
cm 55 x 38



art. 6104
cm 45 x 38

COLORI CERAMICA
Ceramic colors
Couleurs céramiques
Colores cerámicos

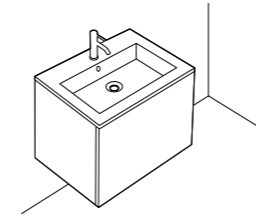


bianco / white
blanc / blanco

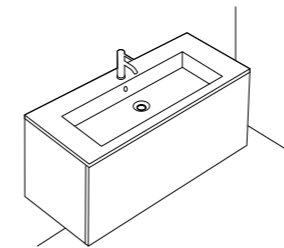
PLUS DESIGN

MOBILI

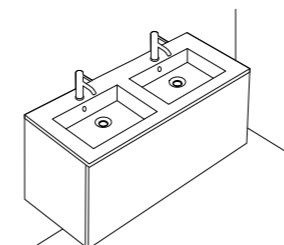
Furniture / Muebles / Muebles



art. 5475 - cm 61 x 51
art. 5470 - cm 71 x 51
art. 5471 - cm 86 x 51
art. 5476 - cm 91 x 51



art. 5472 - cm 96 x 51
art. 5473 - cm 106 x 51
art. 5474 - cm 121 x 51

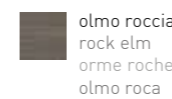


art. 5474
cm 121 x 51

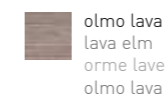
COLORI - FINITURE MOBILE / Furniture - Finishes colors / Couleurs - finitions meubles / Colores - acabados de muebles



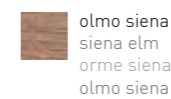
rovere rustico
rough oak
chêne rustique
roble rustico



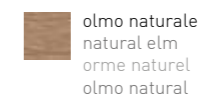
olmo roccia
rock elm
orme roche
olmo roca



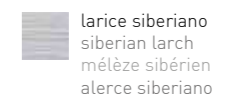
olmo lava
lava elm
orme lave
olmo lava



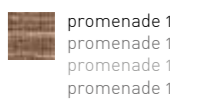
olmo siena
siena elm
orme siena
olmo siena



olmo naturale
natural elm
orme naturel
olmo natural



larice siberiano
siberian larch
mélèze sibérien
alerce siberiano

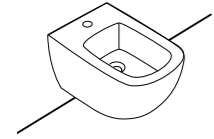


promenade 1
promenade 1
promenade 1

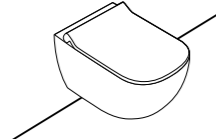
PLUS DESIGN

WC E BIDET

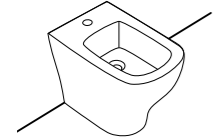
Wc and bidet / Cuvette et bidet / Inodoro y bidet



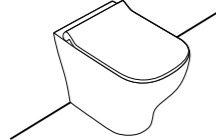
art. 6112
cm 55 x 35



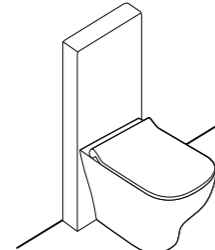
art. 6111
cm 55 x 35



art. 6114
cm 55 x 35




art. 6113
cm 55 x 35



art. 6117 - cm 55 x 35
art. 7113 cm 38 x 13

COLORI CERAMICA
Ceramic colors
Couleurs céramiques
Colores cerámicos

 **bianco / white**
blanc / blanco

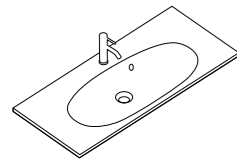
PLUS DESIGN



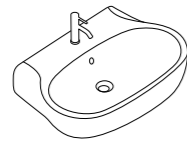
ERGO

LAVABI

Washbasins / Lavabos / Lavabos



art. 7101 - cm 75 x 45
art. 7102 - cm 85 x 45
art. 7103 - cm 105 x 45



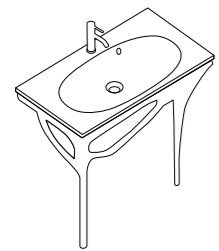
art. 7120 - cm 70 x 48
art. 7119 - cm 55 x 48



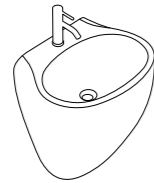
art. 7104 *
 cm ø40



art. 7105 *
 cm ø42



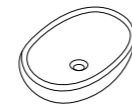
art. 7123 - cm 85 x 45
art. 7156 - cm 105 x 45



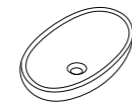
art. 7100
 m 55 x 45



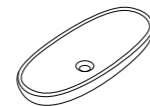
art. 7148 ****
 cm ø40



art. 7106 *
 cm 60 x 36




art. 9863
 cm 62 x 50



art. 9864
 cm 87 x 37

COLORI CERAMICA
 Ceramic colors
 Couleurs céramiques
 Colores cerámicos

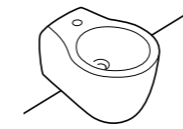
-  bianco / white
blanc / blanco
- *  bianco matt / matt white
blanc mat / blanco mate

FINITURE STRUTTURE
 Structure finishes
 Finitions structures
 Acabado Estructuras

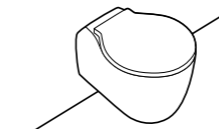
- ****  iroko / iroko / iroko / iroko

WC E BIDET

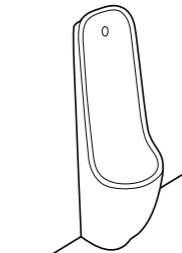
Wc and bidet / Cuvette et bidet / Inodoro y bidet



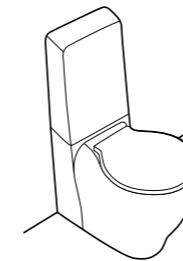
art. 7110 *
 cm 51 x 36



art. 7109 *
 cm 51 x 36



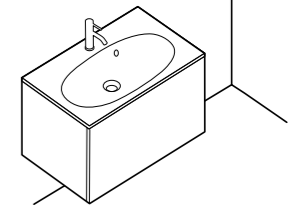
art. 7116
 cm 34 x h110



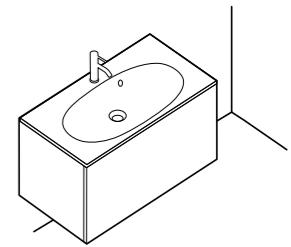
art. 7111 * - cm 62 x 36
art. 7112 * - cm 15 x 30

MOBILI

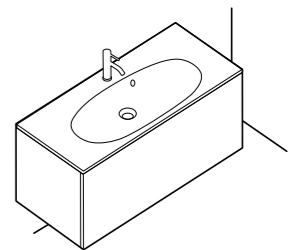
Furniture / Muebles / Muebles



art. 7162
 cm 73 x 44 x h50





art. 7161
 cm 83 x 44 x h50










art. 7160
 cm 103 x 44 x h50

COLORI CERAMICA
 Ceramic colors
 Couleurs céramiques
 Colores cerámicos

-  bianco / white
blanc / blanco
- *  bianco matt / matt white
blanc mat / blanco mate

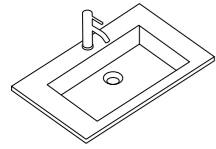


COLORI - FINITURE MOBILE / Furniture - Finishes colors / Couleurs - finitions meubles / Colores - acabados de muebles

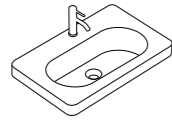
-  rovere rustico
rough oak
chêne rustique
roble rustico
-  olmo roccia
rock elm
orme roche
olmo roca
-  olmo lava
lava elm
orme lave
olmo lava
-  olmo siena
siena elm
orme siena
olmo siena
-  olmo naturale
natural elm
orme naturel
olmo natural
-  larice siberiano
siberian larch
mélèze sibérien
alerce siberiano
-  promenade 1
promenade 1
promenade 1

EDEN

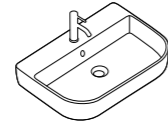
LAVABI
Washbasins / Lavabos / Lavabos



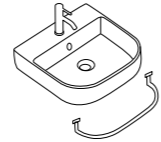
art. 7221 - cm 61 x 46
art. 7222 - cm 71 x 46
art. 7223 - cm 81 x 46



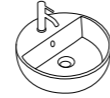
art. 5230
cm 60 x 42



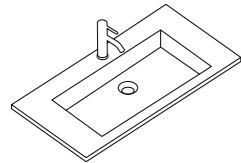
art. 5206 - cm 70 x 48
art. 5209 - cm 70 x 48



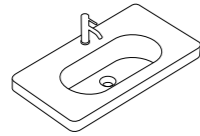
art. 5204 - cm 50 x 48



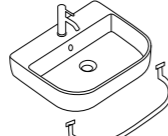
art. 5203
cm ø48



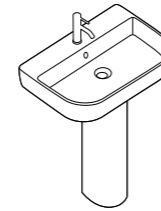
art. 7224 - cm 91 x 46
art. 7225 - cm 101 x 46
art. 7226 - cm 121 x 46



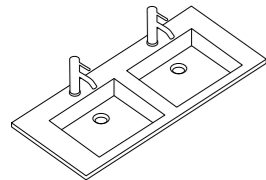
art. 5231
cm 75 x 45



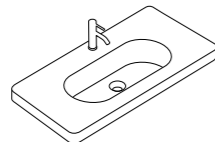
art. 5205 - cm 60 x 48
art. 5208 - cm 60 x 48



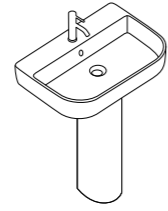
art. 5240
cm 18 x 19 x h72



art. 7227 - cm 121 x 46
art. 7228 - cm 141 x 46

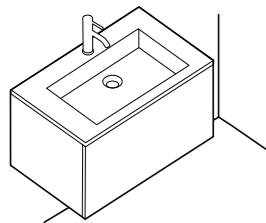


art. 5232
cm 90 x 48

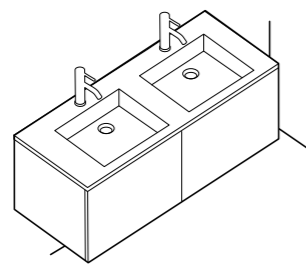


art. 5240
cm 18 x 19 x h72

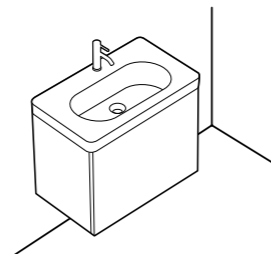
MOBILI
Furniture / Muebles / Muebles



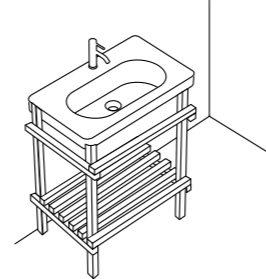
art. 7240 - cm 59 x 45
art. 7241 - cm 69 x 45
art. 7242 - cm 79 x 45
art. 7243 - cm 89 x 45
art. 7244 - cm 99 x 45
art. 7245 - cm 119 x 45



art. 7246 - cm 139 x 45



art. 5281 - cm 58 x 45
art. 5282 - cm 73 x 45



art. 7235 - cm 65 x 48
art. 7230 - cm 79 x 47
art. 7234 - cm 85 x 53

COLORI CERAMICA
Ceramic colors
Couleurs céramiques
Colores cerámicos

bianco / white
blanc / blanco

COLORI - FINITURE MOBILE / Furniture - Finishes colors /
Couleurs - finitions meubles / Colores - acabados de muebles

rovere rustico
rough oak
chêne rustique
roble rustico

olmo roccia
rock elm
orme roche
olmo roca

olmo lava
lava elm
orme lave
olmo lava

olmo siena
siena elm
orme siena
olmo siena

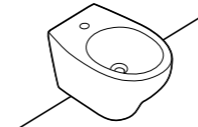
olmo naturale
natural elm
orme naturel
olmo natural

larice siberiano
siberian larch
mélèze sibérien
alerce siberiano

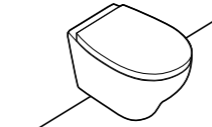
promenade 1
promenade 1
promenade 1
promenade 1

EDEN

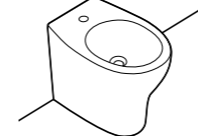
WC E BIDET
Wc and bidet / Cuvette et bidet / Inodoro y bidet



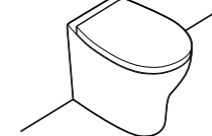
art. 7216
cm 53 x 36



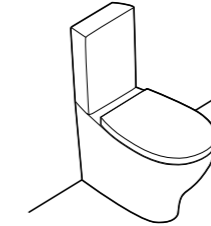
art. 7215 - cm 53 x 36
art. 7212 - cm 53 x 36 RIMAWAY



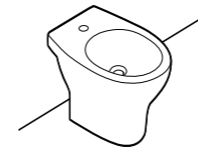
art. 7214
cm 53 x 36



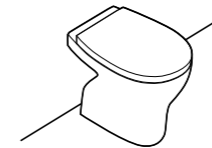
art. 7213
cm 53 x 36



art. 7217 - cm 66 x 36
art. 7218 - cm 29 x 15



art. 7253
cm 53 x 36



art. 7252
cm 53 x 36



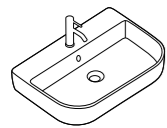
COLORI CERAMICA
Ceramic colors
Couleurs céramiques
Colores cerámicos

bianco / white
blanc / blanco

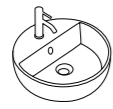
M2

LAVABI

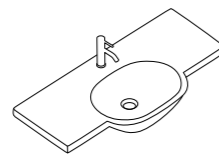
Washbasins / Lavabos / Lavabos



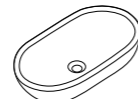
art. 5206 - cm 70 x 48
art. 5209 - cm 70 x 48



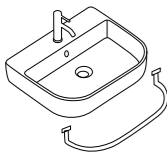
art. 5203
cm ø48



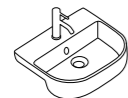
art. 5236
cm 100 x 48



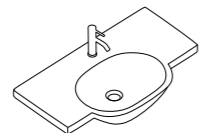
art. 5234 *
cm 70 x 37



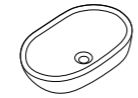
art. 5205 - cm 60 x 48
art. 5208 - cm 60 x 48



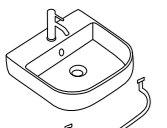
art. 5201
cm 43 x 35



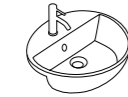
art. 5235
cm 85 x 48



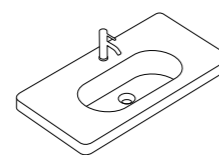
art. 5233 *
cm 54 x 35



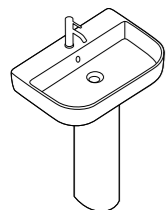
art. 5204 - cm 50 x 48



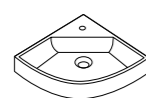
art. 5200
cm 50 x 43



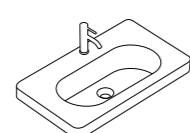
art. 5231
cm 75 x 45



art. 5240
cm 18 x 19 x h72



art. 5202
cm 45 x 45



art. 5230
cm 60 x 42

COLORI CERAMICA
Ceramic colors
Couleurs céramiques
Colores cerámicos



bianco / white
blanc / blanco

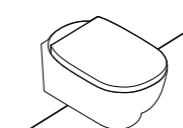
M2

WC E BIDET

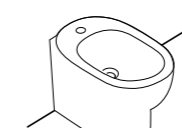
Wc and bidet / Cuvette et bidet / Inodoro y bidet



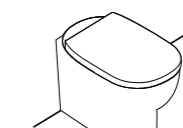
art. 5246
cm 55 x 35



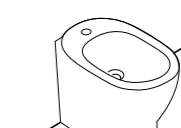
art. 5245
cm 55 x 35



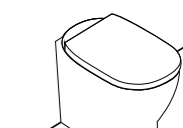
art. 5217
cm 55 x 35



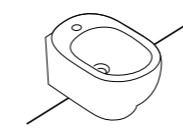
art. 5216
cm 55 x 35



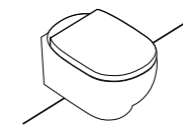
art. 5248
cm 55 x 35 x H48



art. 5247
cm 55 x 35 x H48



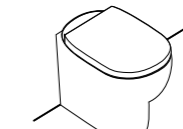
art. 5219
cm 50 x 35



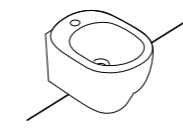
art. 5218
cm 50 x 35



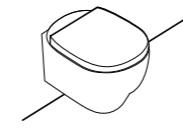
art. 5215
cm 50 x 35



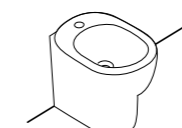
art. 5214
cm 50 x 35



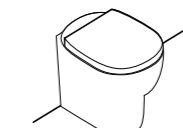
art. 5210
cm 46 x 35



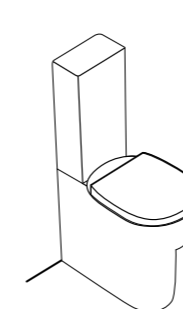
art. 5249
cm 46 x 35



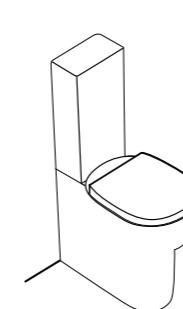
art. 5213
cm 45 x 35



art. 5211U
cm 45 x 35



art. 5221 - cm 65 x 35
art. 5222 - cm 25 x 15



art. 5220 - cm 60 x 35
art. 5222 - cm 25 x 15

COLORI CERAMICA
Ceramic colors
Couleurs céramiques
Colores cerámicos



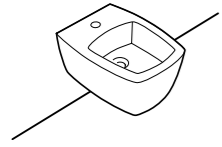
bianco / white
blanc / blanco



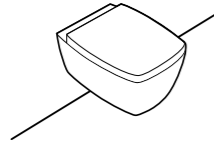
SA02

WC E BIDET

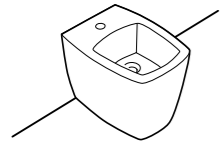
Wc and bidet / Cuvette et bidet / Inodoro y bidet



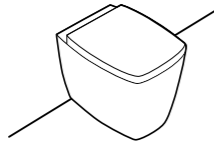
art. 8970
cm 52 x 38



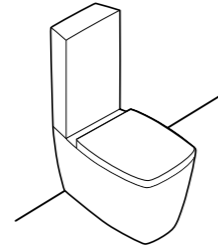
art. 8971
cm 52 x 38



art. 8960
cm 52 x 38






art. 8961
cm 52 x 38



art. 8962 - cm 64 x 38
art. 8964 - cm 33 x 15

COLORI CERAMICA

Ceramic colors
Couleurs céramiques
Colores cerámicos

-  **bianco / white**
blanc / blanco
-  **bianco matt / matt white**
blanc mat / blanco mate
-  **nero / black**
noir / negro

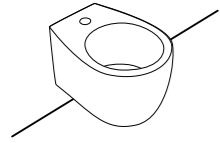
SA02



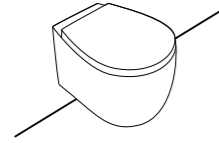
XES

WC E BIDET

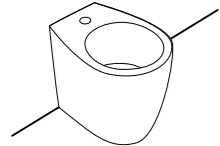
Wc and bidet / Cuvette et bidet / Inodoro y bidet



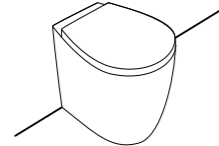
art. 9906
cm 51 x 38



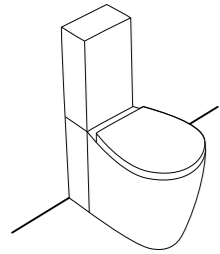
art. 9907
cm 51 x 38



art. 9908
cm 51 x 38



art. 9909
cm 51 x 38



art. 9910 - cm 66 x 38
art. 9925 - cm 29 x 16

COLORI CERAMICA

Ceramic colors
Couleurs céramiques
Colores cerámicos

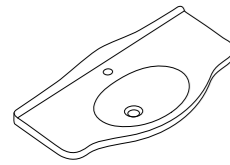
-  **bianco / white**
blanc / blanco
-  **bianco matt / matt white**
blanc mat / blanco mate
-  **nero / black**
noir / negro
-  **nero matt / matt black**
noir mat / negro mate

XES

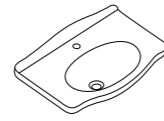
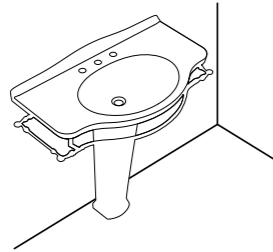


ETHOS

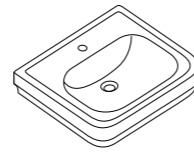
LAVABI
Washbasins / Lavabos / Lavabos



art. 8435
art. 8435M
cm 110 x 54

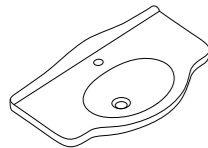


art. 8432
art. 8432M
cm 65 x 44

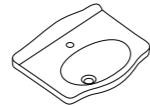
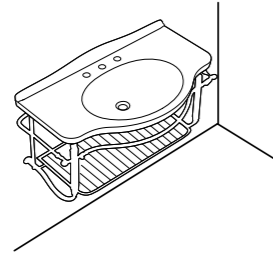


art. 8400
art. 8400M
cm 71 x 58

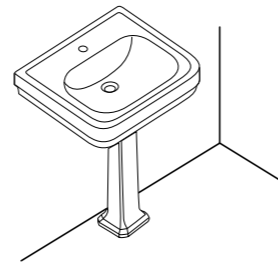
art. 8417
art. 8417M
cm 60 x 51



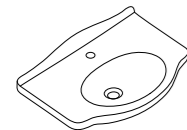
art. 8434
art. 8434M
cm 95 x 54




art. 8431
art. 8431M
cm 55 x 44



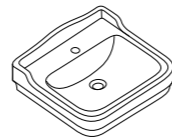
art. 8411



art. 8433
art. 8433M
cm 75 x 52

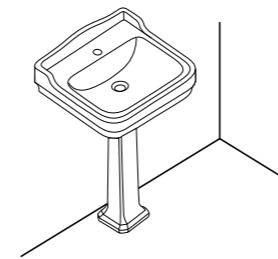
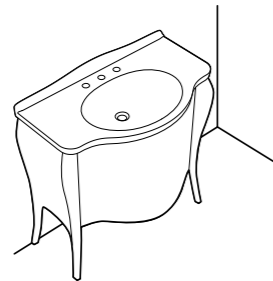


art. 8430
cm 50 x 28



art. 8401
art. 8401M
cm 71 x 58

art. 8416
art. 8416M
cm 60 x 51





art. 8411

COLORI CERAMICA
Ceramic colors
Couleurs céramiques
Colores cerámicos

-  bianco / white
blanc / blanco
-  bianco matt / matt white
blanc mat / blanco mate

-  ottone cromato / chromed brass
laiton chromé / latón cromado
-  alluminio anticato / old-looking aluminium
aluminium vieilli / aluminio envejecido

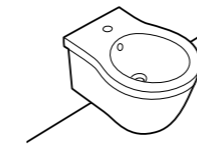
FINITURE STRUTTURA / Structure finishes / Finitions structures / Acabado Estructuras

-  bianco
white
blanc
blanco
-  nero
black
noir
negro

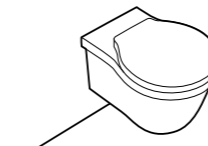
COLORI - FINITURE MOBILE / Furniture - Finishes colors / Couleurs - finitions meubles / Colores - acabados de muebles

ETHOS

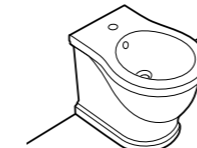
WC E BIDET
Wc and bidet / Cuvette et bidet / Inodoro y bidet



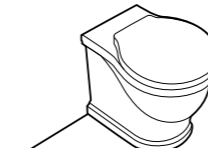
art. 8440M
cm 55 x 38



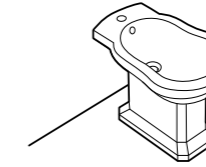
art. 8439
cm 55 x 38



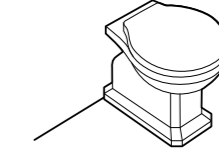
art. 8438M
cm 55 x 38



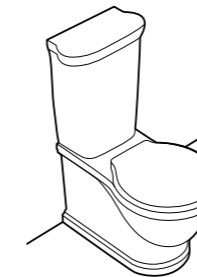
art. 8437
cm 55 x 38



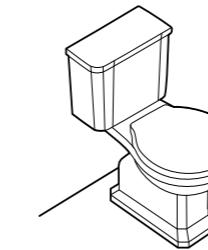
art. 8428
cm 59 x 38



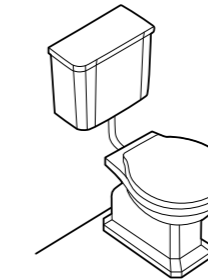
art. 8418
cm 56 x 38



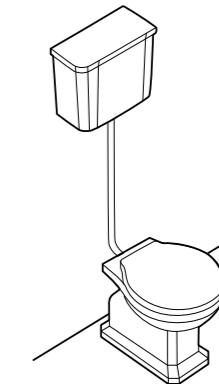
art. 8441 - cm 68 x 38
art. 8490 - cm 40 x 18 x h49
art. 8454 - cm 40 x 17 x h41



art. 8426 - cm 68 x 38
art. 8427 - cm 60 x 38
art. 8406 - cm 47 x 22



art. 8418 - cm 56 x 38
art. 8419 - cm 56 x 38
art. 8412 - cm 45 x 22



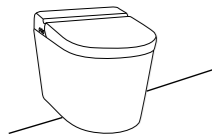
art. 8418 - cm 56 x 38
art. 8419 - cm 56 x 38
art. 8410 - cm 47 x 22



HYGEA

SMART TOILET

Smart Toilet / Smart Toilet / Smart Toilet



art. 6200

cm 59 x 38 x h39,5

Vaso sospeso SENZA BRIDA 59 x 37,5 cm con bidet elettronico integrato e coprivaso soft close. Ugello in acciaio inox, autopulente e con posizione variabile. Temperatura ed intensità del getto regolabili. Funzione pulizia posteriore, femminile, bambini e "Auto" (igiene + asciugatura). Ugello per asciugatura con temperatura ed intensità dell'aria regolabili. Controllo remoto, sensore radar e luce di cortesia. Memorizzazione preferenze, programma anticalcare e svuotamento automatico della tanica.

Wall-hung rimAWAY® Wc 59 x 37,5 cm, with integrated bidet and soft close seat-cover. Stainless-steel nozzle, variable nozzle automatic cleansing and position. Posterior and feminine cleansing. Kids and "Auto" functions (hygiene + dryer). Drier with adjustable air temperature and intensity. Remote control, radar sensor and courtesy light. User's memories, anti-lime program, automatic draining of the tank. (hygiene + dryer). Water temperature and air drying adjustable. User's memories, courtesy light, remote control, anti-lime program, automatic draining of the tank and radar sensor.


Toilette suspendue sans bride 59x37,5, avec bidet électrique intégré et abattant à retombée silencieuse. Bec en acier inoxydable, autonettoyant et à la position réglable. Température et intensité du jet réglables. Fonction grand arrière nettoyage, nettoyage féminin, nettoyage enfants et "Auto" (nettoyage+séchage). Bec pour séchage aux température et intensité de l'eau réglables. Commande à distance, capteur radar et lumière de courtoisie. Sauvegarde de préférences, programme anti calcaire et vidange automatique du réservoir.

Inodoro suspendido SIN CANAL de lavabo 59x37,5cm con bidet electrónico integrado y tapa caída amortiguada. Boquilla en acero inoxidable, autolimpiante y con posición variable. Temperatura e intensidad del chorro regulable. Función limpieza posterior, femenina, bebé y auto (higiene+secado). Boquilla para secado con temperatura e intensidad regulable. Control remoto, sensor radar y luz de cortesia. Memorización de preferencias, programa anticalcareo y vaciado automático del tanque.

COLORI CERAMICA

Ceramic colors
Couleurs céramiques
Colores cerámicos

-  bianco / white
blanc / blanco
-  bianco matt / matt white
blanc mat / blanco mate
-  nero matt / matt black
noir mat / negro mate
-  grigio matt / matt grey
gris mat / gris mate
-  sabbia / matt sand
sable mat / arena mate




Controllo Remoto
Remote control
Commande à distance
Control remoto



VASCHE


Bathtubs / Baignoires / Bañeras

QUADRA



art. 8965
cm 167x80

EDEN




art. 7239 - cm 170x81 *
art. 7251 - cm 150x76

COLORI ACRILICO

Acrylic colors
Couleurs acrylique
Colores acrílico

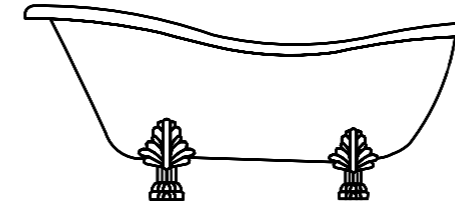
-  bianco / white
blanc / blanco
- *  bianco matt / matt white
blanc mat / blanco mate

FLOW



art. 7320 *
cm 170x78

ETHOS





art. 8496
cm 170x80

art. 8497 *
cm 170x80

COLORI VETRORESINA

Acrylic colors
Couleurs acrylique
Colores acrílico

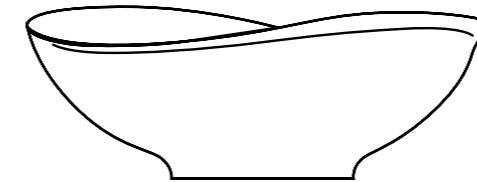
-  bianco / white
blanc / blanco
- *  esterno nero / black outside
extérieur noir / Negro afuera

PIEDI

Feet
Pieds
Pies

-  cromati / chromed
chromé / cromados
-  bianchi / white
blanc / blanco
-  oro / gold
or / oro
-  bronzo / bronze
bronce / bronce




MEG11



art. 5418
cm 188x88

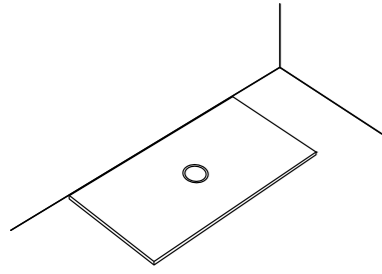
COLORI PIETRALUCE®

Pietraluce® colors
Couleurs Pietraluce®
Colores Pietraluce®

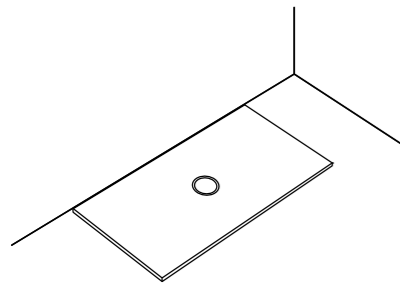
-  bianco / white
blanc / blanco
-  bianco matt / matt white
blanc mat / blanco mate
-  nero / black
noir / negro

FOLIA

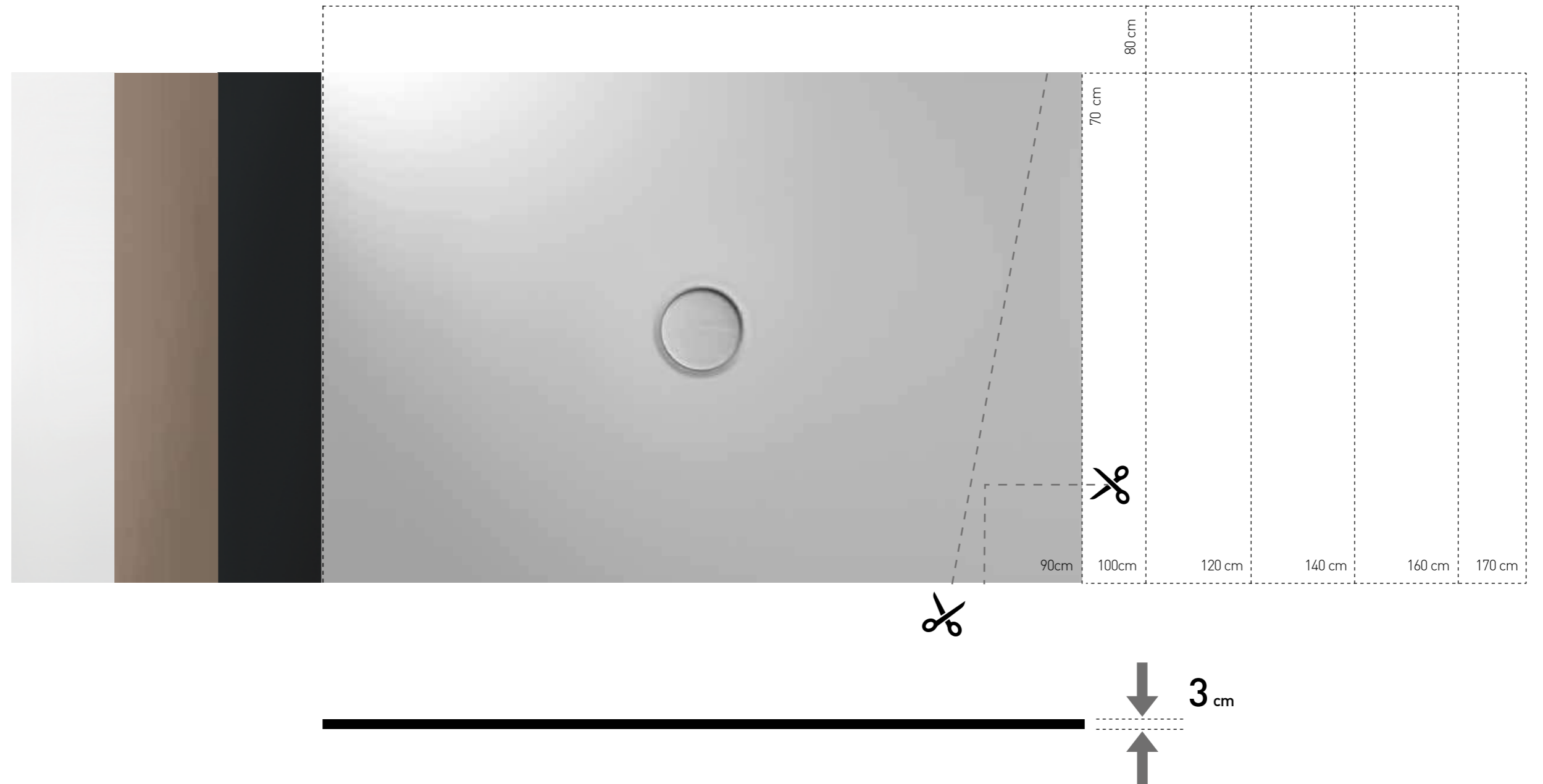
PIATTI DOCCIA
Shower Trays / Platos de ducha / Receveurs de douche



- art. 1040 - cm 90 x 70
- art. 1041 - cm 100 x 70
- art. 1042 - cm 120 x 70
- art. 1043 - cm 140 x 70
- art. 1046 - cm 170 x 70



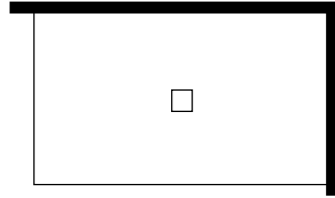
- art. 1050 - cm 100 x 80
- art. 1051 - cm 120 x 80
- art. 1052 - cm 140 x 80
- art. 1053 - cm 160 x 80



PIANA

PIATTI DOCCIA

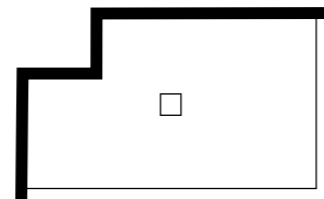
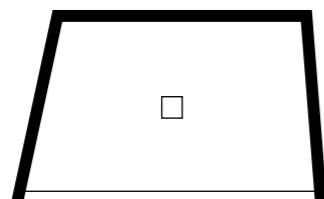
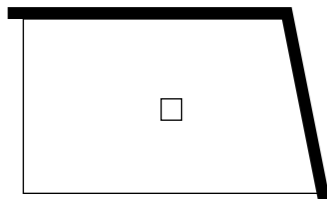
Shower Trays / Platos de ducha / Receveurs de douche



art. 1172 - cm 80x90xh3
art. 1173 - cm 100x90xh3
art. 1174 - cm 110x90xh3
art. 1175 - cm 120x90xh3
art. 1176 - cm 130x90xh3
art. 1177 - cm 140x90xh3
art. 1178 - cm 150x90xh3
art. 1179 - cm 160x90xh3
art. 1180 - cm 170x90xh3
art. 1181 - cm 180x90xh3
art. 1182 - cm 190x90xh3
art. 1183 - cm 200x90xh3


art. 1112 - cm 80x80xh3
art. 1113 - cm 100x80xh3
art. 1114 - cm 110x80xh3
art. 1115 - cm 120x80xh3
art. 1116 - cm 130x80xh3
art. 1117 - cm 140x80xh3
art. 1118 - cm 150x80xh3
art. 1119 - cm 160x80xh3
art. 1120 - cm 170x80xh3
art. 1121 - cm 180x80xh3
art. 1122 - cm 190x80xh3
art. 1123 - cm 200x80xh3

art. 1100 - cm 90x70xh3
art. 1101 - cm 100x70xh3
art. 1102 - cm 110x70xh3
art. 1103 - cm 120x70xh3
art. 1104 - cm 130x70xh3
art. 1105 - cm 140x70xh3
art. 1106 - cm 150x70xh3
art. 1107 - cm 160x70xh3
art. 1108 - cm 170x70xh3
art. 1109 - cm 180x70xh3



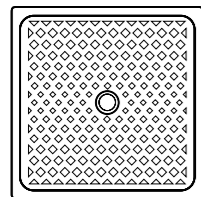
COLORI CERAMICA
Ceramic colors
Couleurs céramiques
Colores cerámicos

- bianco / white
blanc / blanco
- grigio / grey
gris / gris
- nero / black
noir / negro

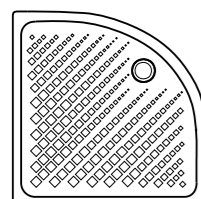


H6/H10

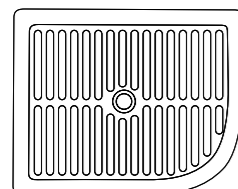
PIATTI DOCCIA
Shower Trays / Platos de ducha / Receveurs de douche



art. 1060 - cm 80x80xh6



art. 1061 - cm 80x80xh6
art. 1062 - cm 90x90xh6

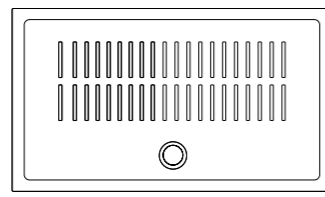


art. 1018 - cm 72x90xh10
art. 1017 - cm 72x90xh10

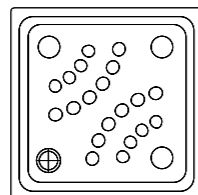
Pedana in legno / Wooden platform
art. 1019/dx - cm 78x60xh3
art. 1019/sx - cm 78x60xh3

COLORI CERAMICA
Ceramic colors
Couleurs céramiques
Colores cerámicos


● bianco / white
● blanc / blanco




art. 1021 - cm 90x72xh6
art. 1027 - cm 90x90xh6
art. 1034 - cm 100x70xh6
art. 1026 - cm 100x80xh6
art. 1022 - cm 100x75xh6
art. 1023 - cm 110x75xh6
art. 1035 - cm 120x70xh6
art. 1024 - cm 120x80xh6
art. 1025 - cm 140x80xh6



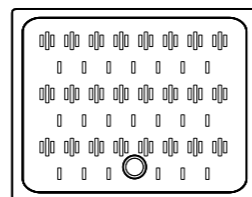
art. 1003 - cm 65x65xh8



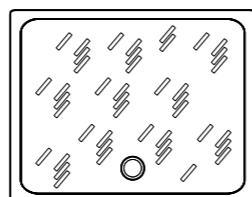
art. 1007 - cm 70x70xh9



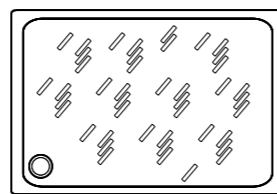
art. 1001 - cm 75x75xh10
art. 1002 - cm 80x80xh10
art. 1008 - cm 90x90xh10
art. 1006 - cm 90x72xh10
art. 1013 - cm 85x70xh10



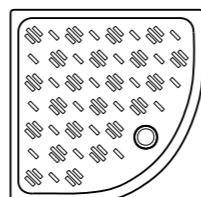
art. 1036 - cm 90x70xh10



art. 1019 - cm 100x80xh11



art. 1016 - cm 100x70xh11
art. 1012 - cm 120x80xh11
art. 1014 - cm 120x70xh11

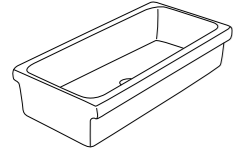


art. 1015 - cm 75x75xh10
art. 1004 - cm 80x80xh10
art. 1009 - cm 90x90xh10

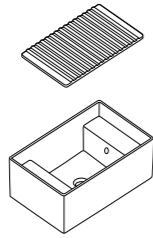


LAVATOI

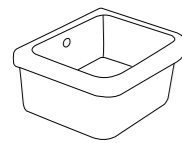
Wash-tubs / Bacs à laver / Lavaderos



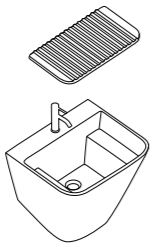
art. 2005 - cm 90 x 45
art. 2007 - cm 120 x 45



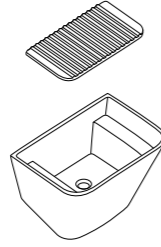
art. 5484 * **
cm 60 x 38



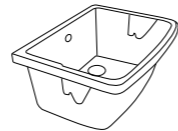
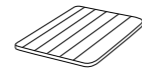
art. 3001 - cm 42 x 38
art. 3002 - cm 60 x 45



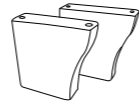
art. 5482 *
cm 55 x 48



art. 5403 *
cm 65 x 47



art. 2001 - cm 60 x 50
art. 2002 - cm 75 x 60



art. 2004 - cm h 32,5

COLORI CERAMICA Ceramic colors Couleurs céramiques Colores cerámicos



bianco / white
blanc / blanco



* **bianco matt** / matt white
blanc mat / blanco mate



** **nero matt** / matt black
noir mat / negro mate

LAVATOI

Wash-tubs / Bacs à laver / Lavaderos

CONDIZIONI GENERALI DI VENDITA

PREZZI FRANCO FABBRICA IVA ESCLUSA

SUI PREZZI DEL PRESENTE LISTINO VIENE ADDEBITATO IL 3% A PARZIALE RECUPERO DELLE SPESE DI IMBALLO, IL TRASPORTO VIENE ADDEBITATO AL COSTO. LE COMPOSIZIONI DEL PALLET SONO EVIDENZIATE NEL LISTINO, EVENTUALI VARIAZIONI DELLE COMPOSIZIONI STANDARD COMPORTERANNO UN ADDEBITO ULTERIORE NELL'IMBALLO AL COSTO.

- 1) ORDINI.** L'ACCETTAZIONE DELL'ORDINE È SEMPRE SUBORDINATA ALL'APPROVAZIONE DELLA VENDITRICE, CHE PUÒ DARE CONFERMA SCRITTA ALL'ACQUIRENTE.
- 2) CONSEGNA.** LA CONSEGNA AVVIENE SEMPRE PRESSO IL NS. STABILIMENTO DI CORCHIANO, QUALUNQUE SIA LA DESTINAZIONE E LE CONDIZIONI PATTUITE. GLI ORDINI POSSONO ESSERE EVASI ANCHE FRAZIONATAMENTE. LA MERCE VIAGGIA SEMPRE A TOTALE RISCHIO E PERICOLO DEL COMMITTENTE ANCHE SE CONVENUTO IL TRASPORTO FRANCO DESTINO.
- 3) TRASPORTO.** IL TRASPORTO È A CARICO DEL COMMITTENTE. LE SPEDIZIONI PERTANTO AVVENGONO PER INCARICO E CONTO DEL COMMITTENTE, IL QUALE IN CASO DI AVARIE-ROTTURE-AMMANCHI DEVE IMMEDIATAMENTE NOTIFICARLO A MEZZO VETTORE ALLA NS. SOCIETÀ AL MOMENTO DELLA CONSEGNA. LA MERCE CONSEGNATA RIMANE DI RISERVATO DOMINIO DELLA VENDITRICE FINO ALL'AVVENUTO PAGAMENTO.
- 4) TERMINI DI CONSEGNA.** I TERMINI DI CONSEGNA SI INTENDONO SEMPRE INDICATIVI ED IN RELAZIONE ALLE POSSIBILITÀ DEL MOMENTO. NON SI ASSUME ALCUNA RESPONSABILITÀ PER RITARDI O MANCATE CONSEGNE PER FATTI ED ATTI INDIPENDENTI DALLA NS. VOLONTÀ.
- 5) PREZZI.** POSSONO ESSERE VARIATI IN OGNI MOMENTO SENZA PREAVVISO E SOSTITUITI CON QUELLI IN VIGORE AL MOMENTO DELLA CONSEGNA DELLA MERCE, ANCHE SE RIFERITI AD ORDINI PRECEDENTI.
- 6) PAGAMENTI.** I PAGAMENTI SONO VALIDI SOLO SE EFFETTUATI CON I DIVERSI MEZZI, PRESSO LA SEDE SOCIALE DELL'AZIENDA E CON APPOSIZIONE DI REGOLARE QUIETANZA. QUALSIASI ALTRO PAGAMENTO RESTA A TOTALE RISCHIO DEL COMMITTENTE. I PAGAMENTI NON EFFETTUATI ALLE SCADENZE PATTUITE DANNO DIRITTO ALLA NS. SOCIETÀ DI SOSPENDERE LE FORNITURE IN CORSO. IN CASO DI RITARDO NEI PAGAMENTI CHIEDERÀ L'IMPORTO MAGGIORATO DEGLI INTERESSI DOVUTI CON RIFERIMENTO AL TASSO BANCARIO CORRENTE MAGGIORATO DI 2 PUNTI.
- 7) IMBALLO.** L'IMBALLAGGIO VIENE EFFETTUATO IN PALLETS E RETRAIBILE. EVENTUALI ALTRE FORME, DA CONCORDARE, COMPORTANO ULTERIORI ADDEBITI IN FATTURA, AL COSTO.
- 8) RECLAMI.** IN CASO DI ERRORI O DIFETTI DI FABBRICAZIONE IL COMPRATORE DEVE PRESENTARE ALLA NS. SOCIETÀ REGOLARE RILIEVO CON LETTERA RACCOMANDATA ENTRO 8 GG. DAL RICEVIMENTO DELLA FATTURA. IN CASO DI RICONOSCIMENTO DEI DIFETTI, LA NS. SOCIETÀ LIMITA LA SUA DIRETTA RESPONSABILITÀ AL DECLASSAMENTO O ALLA RESTITUZIONE DEI PEZZI RITENUTI NON IDONEI. NESSUNA ALTRA RESPONSABILITÀ NÈ DIRETTA NÈ INDIRETTA PUÒ PERTANTO ADDOSSARSI LA NS. SOCIETÀ: IL MATERIALE CONTESTATO NON DÀ DIRITTO ALLA SOSPENSIONE DEI PAGAMENTI.
- 9) MISURE E COLORI.** LE CARATTERISTICHE SONO INDICATE A PURO TITOLO INFORMATIVO, E SONO COMUNQUE SOGGETTE ALLA TOLLERANZA D'USO. GLI ARTICOLI PRODOTTI POSSONO ESSERE MODIFICATI O SOPPRESSI IN QUALSIASI MOMENTO SENZA PREAVVISO.
- 10) FORO.** PER QUALSIASI CONTESTAZIONE IL FORO COMPETENTE È SEMPRE QUELLO DI VITERBO, ANCHE SE IL CONTRATTO È STIPULATO ALTROVE.
- 11) LE PRESENTI CONDIZIONI GENERALI SI INTENDONO TOTALMENTE ACCETTATE DAL COMMITTENTE DAL MOMENTO DEL CONFERIMENTO DELL'ORDINE, O CON IL RITIRO DEI PRODOTTI.**

Spett.le Cliente,

a tutela del marchio e della nostre politiche commerciali, siamo a rimetterVi le condizioni alle quali attenersi per poter effettuare la vendita dei nostri prodotti, tramite il canale Internet (e-commerce).

CONDIZIONI DI VENDITA IN " E-COMMERCE "

- A) i prodotti del catalogo Galassia potranno essere posti in vendita con uno sconto massimo, dal listino in vigore, del 35%, esclusa IVA, trasporti e costi accessori;
- B) le spese di trasporto, l'IVA e qualsiasi altro costo accessorio, dovranno essere disgiunti dal prezzo del nostro prodotto offerto, in modo tale da rendere trasparente ed inequivocabile, il prezzo di vendita;
- C) divieto di usare qualsiasi sistema di "asta al ribasso";
- D) potranno essere usate solo immagini ufficiali tratte dai nostri cataloghi, l'uso di altre immagini, dovrà essere autorizzato dalla GALASSIA SPA.

GENERAL SALE TERMS

EX-FACTORY PRICES - I.V.A. EXCLUDED

ON THE PRESENT PRICE-LIST, PRICES WILL BE INCREASED OF 3% AT PARTIAL RECOVERING OF PACKING COST; THE SHIPMENT WILL BE DEBITED AT REAL COST. THE COMPOSITION OF EACH PALLET WILL BE SPECIFIED IN THE PRICE LIST. IF MODIFIED AS REGARDS THE STANDARD ONES, AN INCREASE AT COST WILL BE REQUESTED.

- 1) ORDERS.** THE ACCEPTANCE OF THE ORDER WILL BE ALWAYS SUBMITTED TO THE APPROVAL OF THE VENDOR WHO CAN GIVE WRITTEN CONFIRMATION TO THE BUYER.
- 2) DELIVERY.** THE DELIVERY WILL BE EX-FACTORY AT OUR FACTORY-ADDRESS IN CORCHIANO, EVEN IF THE FINAL DESTINATION AND THE AGREED CONDITIONS ARE DIFFERENT. PARTIAL SHIPMENTS ARE ALLOWED. THE SAFETY OF THE GOODS WILL BE AT COMPLETE LIABILITY OF THE BUYER EVEN IF THE DELIVERY TERM IS AGREED FREE DESTINATION.
- 3) SHIPMENT.** THE SHIPMENT FREIGHT HAS TO BE PAID BY THE BUYER SO THE SHIPMENTS WILL BE PREVIOUSLY AGREED WITH HIM. IN CASE OF DAMAGES, BREAKAGES OR SHORTAGES OF THE GOODS, THE BUYER IS OBLIGED TO NOTIFY IT AT OUR COMPANY BY CARRIER AS SOON AS THE GOODS HAVE BEEN DELIVERED. IN THIS CASE THE DELIVERED GOODS WILL REMAIN PROPERTY OF THE VENDOR UNTIL RECEIPT OF PAYMENT.
- 4) DELIVERY TERMS.** DELIVERY TERMS HAVE TO BE CONSIDERED INDICATIVE AND IN RELATION TO THE POSSIBILITIES OF THE PERIOD. WE DO NOT ASSUME ANY KIND OF LIABILITY FOR DELAYS OR FOR DRAWBACK OF DELIVERIES IF DUE TO FACTS AND ACTS INDIPENDENT OF OUR WILL.
- 5) PRICES.** PRICES CAN CHANGE WITHOUT NOTICE AND CAN BE REPLACED WITH EFFECTIVE PRICES AT THE PERIOD OF THE DELIVERY OF THE GOODS, EVEN IF THEY REFER TO PREVIOUS ORDERS.
- 6) PAYMENT TERMS.** PAYMENTS ARE VALID ONLY IF EFFECTED AND ADDRESSED TO THE SOCIAL ADDRESS OF THE FIRM AND BY REGULAR QUITTANCE. ANY OTHER PAYMENT IS AT COMPLETE RISK OF THE BUYER. THE PAYMENTS NOT EFFECTED ACCORDING TO THE AGREED PAYMENT TERMS OR IF EXPIRED, GIVE RIGHT TO THE SOCIETY TO STOP THE OUTSTANDING DELIVERIES. IF PAYMENT WILL BE RECEIVED ON DELAY, THE SELLER WILL DEMAND THE TOTAL AMOUNT TO BE PAID, INCREASED OF THE CURRENT INTEREST RATE EQUAL TO TWO POINTS.
- 7) PACKING.** THE PACKING IS EFFECTED ON PALLETS AND IT IS RESTRICTABLE. OTHER KIND OF PACKING MUST BE PREVIOUSLY AGREED. IF ANY CHARGE IS NECESSARY, THIS WILL BE DEBITED ON THE COMMERCIAL INVOICE.
- 8) CLAIMS.** IN CASE OF ERRORS OR DEFECTS OF PRODUCTION, THE BUYER MUST PRESENT A CLAIM SENDING IT BY REGISTERED LETTER WITHIN 8 DAYS FROM THE RECEIPT OF THE INVOICE. IN CASE THE DEFECTS WILL BE CONFIRMED BY THE SELLER, THE FACTORY CAN EITHER DECLASS THE ITEMS OR CAN SUBSTITUTE THE NOT SALEABLE PIECES. ANY OTHER LIABILITY NEITHER INDIRECT NOR DIRECT CAN BE DEBITED TO OUR SOCIETY. THE CONTESTED GOODS DO NOT GIVE ANY RIGHT TO SUSPEND THE PAYMENTS.
- 9) SIZES AND COLOURS.** THE FEATURES OF THE ITEMS ARE INDICATED ONLY FOR INFORMATION AND ARE SUBJECT TO THE TOLERANCE DUE TO THE USE. THE PRODUCED ITEMS CAN BE MODIFIED OR ELIMINATED FROM PRODUCTION WITHOUT GIVING ANY KIND OF NOTICE TO THE BUYER
- 10) RELEVANT COURT.** ANY CONTROVERSY FALLS WITHIN THE COMPETENCE OF THE VITERBO COURT.
- 11) THE ABOVE-MENTIONED GENERAL SALE TERMS WILL BE CONSIDERED ENTIRELY ACCEPTED BY THE BUYER WHEN HE SUBSCRIBES THE ORDER OR WHEN THE PRODUCTS ARE COLLECTED.**

Dear customer,

In order to protect the trademark and our commercial policy, herewith you can find the business terms and conditions to sell our products through the Web (e-commerce).

CONDITIONS OF SALE IN "E-COMMERCE"

- A) Galassia catalogue products can be sold with the maximum discount of the 35% (thirty-five per cent) from the RRP price list, excluding Vat, freight and additional costs;
- B) freight costs, Vat and further costs, will need to be clearly separated from the offered products, so that the sale price is clear;
- C) it is not allowed to use any system of lowering the price;
- D) you can just use official pictures and images from our catalogues, any other uses have to be authorized by Galassia spa.

CONDITIONS GÉNÉRALES DE VENTE

PRIX FRANCO USINE HORS TVA

SUR LES PRIX INDIQUÉS DANS NOTRE TARIF, LE 3% EST FACTURÉ À COMPENSATION PARTIELLE DES FRAIS D'EMBALLAGE; LE TRANSPORT EST FACTURÉ AU COÛT. LES COMPOSITIONS DES PALETTES SONT SPÉCIFIÉES DANS LA LISTE DE PRIX. DES VARIATIONS ÉVENTUELLES DES COMPOSITIONS STANDARDS, COMPORTERONT UNE CHARGE SUPPLÉMENTAIRE DANS L'EMBALLAGE AU COÛT.

- 1) COMMANDES.** L'ACCEPTATION DES COMMANDES EST TOUJOURS SUBORDONNÉE À L'APPROBATION DU VENDEUR, QUI PEUT DONNER UNE CONFIRMATION ÉCRITE À L'ACHETEUR.
- 2) LIVRAISON.** LA LIVRAISON EST FAITE DIRECTEMENT À NOTRE ÉTABLISSEMENT DE CORCHIANO QUELLES QUE SOIENT LA DESTINATION ET LES CONDITIONS CONVENUES. LES COMMANDES PEUVENT ÊTRE EXPÉDIÉES EN PLUSIEURS FOIS. LES MARCHANDISES VOYAGENT TOUJOURS AU RISQUE ET PÉRIL DU DESTINATAIRE, MÊME DANS LE CAS CONVENU D'UNE LIVRAISON FRANCO DESTINATION.
- 3) TRANSPORT.** LE TRANSPORT EST À LA CHARGE DU CLIENT. LES EXPÉDITIONS ONT LIEU AU NOM ET POUR COMPTE DU CLIENT QUI DOIT PRÉSENTER TOUT DE SUITE DES RÉCLAMATIONS PAR LE TRANSPORTEUR À NOTRE SOCIÉTÉ, DANS LE CAS D'AVARIES, DE CASSES ET DE MANQUANTS. LES MARCHANDISES LIVRÉES RESTENT PROPRIÉTÉ DU VENDEUR JUSQU'À SON PAIEMENT TOTAL.
- 4) DÉLAIS DE LIVRAISON.** LES DÉLAIS DE LIVRAISON SONT TOUJOURS INDICATIFS ET EN RELATION AVEC LES POSSIBILITÉS DU MOMENT. GALASSIA NE PEUT ASSUMER AUCUNE RESPONSABILITÉ POUR DES RETARDS OU DES MANQUANTS DANS LES LIVRAISONS POUR DES FAITS ET DES ACTES INDÉPENDANTS DE SA VOLONTÉ.
- 5) PRIX.** LES PRIX PEUVENT VARIER SANS PRÉAVIS ET SE SUBSTITUER À CEUX EN VIGUEUR LORS DE LA LIVRAISON DE LA MARCHANDISE ,MÊME S' ILS SE RÉFÈRENT À DES COMMANDES PRÉCÉDENTES.
- 6) PAIEMENTS.** LES PAIEMENTS SONT VALIDES SEULEMENT PAR LES DIFFÉRENTS MOYENS ACCEPTÉS PAR LE SIÈGE SOCIAL DE LA SOCIÉTÉ ET AVEC L'APPOSITION D'UNE QUITTANCE RÉGULIÈRE. TOUT AUTRE MOYEN DE PAIEMENT RESTE AU TOTAL RISQUE DU CLIENT. LES PAIEMENTS QUI NE SONT PAS EFFECTUÉS À L'ÉCHÉANCE CONVENU, DONNENT DROIT À NOTRE SOCIÉTÉ DE SUSPENDRE LES LIVRAISONS EN COURS. EN CAS DE RETARD DANS LES PAIEMENTS, NOTRE SOCIÉTÉ VA DEMANDER LE PAIEMENT MAJORÉ DES INTÉRÊTS DÛ À L'ÉGARD DES TAUX D'INTÉRÊT BANCAIRES EN VIGUEUR MAJORÉS DE 2 POINTS.
- 7) EMBALLAGE.** L'EMBALLAGE EST EFFECTUÉ SUR PALETTES RÉTRACTABLES OU D'AUTRES FORMES ÉVENTUELLES À CONVENIR QUI COMPORTERONT DES FRAIS ÉVENTUELS À AJOUTER À LA FACTURE.
- 8) RÉCLAMATIONS.** EN CAS D'ERREUR OU DE DÉFAUT DE FABRICATION , L'ACHETEUR DEVRA PRÉSENTER À NOTRE SOCIÉTÉ UNE RÉCLAMATION OFFICIELLE PAR LETTRE RECOMMANDÉE DANS LES 8 JOURS DE LA RÉCEPTION DE LA FACTURE. EN CAS DE RECONNAISSANCE DES DÉFAUTS , NOTRE SOCIÉTÉ LIMITE SA RESPONSABILITÉ DIRECTE AU DÉCLASSEMENT OU AU RETOUR DES PIÈCES QUI NE CONVIENNENT PAS . AUCUNE AUTRE RESPONSABILITÉ DIRECTE OU INDIRECTE NE PEUT ÊTRE RETENUE À NOTRE SOCIÉTÉ. LE MATÉRIEL CONTESTÉ NE DONNE PAS DROIT À LA SUSPENSION DES PAIEMENTS.
- 9) DIMENSIONS ET COULEURS.** LES CARACTÉRISTIQUES SONT INDIQUÉES À TITRE PUREMENT INFORMATIF ET SONT SOUMISES À LA TOLÉRANCE D'UTILISATION. LES ARTICLES PRODUITS PEUVENT ÊTRE MODIFIÉS OU SUPPRIMÉS À TOUT MOMENT SANS PRÉAVIS.
- 10) TRIBUNAL.** QUELLE QUE SOIT LA CONTESTATION , LE TRIBUNAL TOUJOURS COMPÉTENT ET CELUI DE VITERBO , MÊME SI LE CONTRAT EST ÉTABLI AILLEURS.
- 11) LES PRÉSENTES CONDITIONS S'ENTENDENT TOTALEMENT ACCEPTÉES DU CLIENT AU MOMENT DE LA CONFIRMATION DES COMMANDES OU LORS DU RETRAIT DES PRODUITS.**

Cher client,

Afin de protéger la marque aussi bien que notre politique commerciale, veuillez trouver ci-jointes, les conditions commerciales pour vendre nos produits à travers le Web (e-commerce).

CONDITIONS DE VENTE EN "E-COMMERCE"

- A) Les produits du catalogue Galassia peuvent être vendus avec la réduction maximale, à partir de la liste de prix public en charge, du 35% (trente-cinq pour cent), TVA, frais et coûts supplémentaires exclus;
- B) Les frais de transport, Tva et d'autres coûts doivent être séparés du produit offert, de façon que le prix de vente soit clair;
- C) Il est interdit d'utiliser tout système de baisser le prix;
- D) Vous pouvez simplement utiliser des photos et des images officielles de nos catalogues, toute autre utilisation doit être autorisée par GALASSIA SPA.

CONDICIONES GENERALES DE VENTA

PRECIOS FRANCO FÁBRICA, IVA NO INCLUIDO.

SOBRE EL PRECIO DE LA PRESENTE TARIFA NO ESTÁ INCLUIDO TRANSPORTE QUE SE FACTURARÁ AL COSTO. LA COMPOSICIÓN POR PALET PODRÁ ENCONTRARLA EN LA TARIFA DE PRECIOS. CUALQUIER OTRA COMPOSICIÓN QUE NO SEA ESTÁNDAR IMPLICARÁ UN RECARGO AL ADQUIRIENTE DEL 3%.

- 1) PEDIDO.** LA ACEPTACIÓN DEL PEDIDO ESTÁ SIEMPRE SUBORDINADA A LA APROBACIÓN DE LA VENTA, DÁNDO POR NUESTRA PARTE CONFIRMACIÓN POR ESCRITO AL ADQUIRIENTE.
- 2) ENTREGA.** LA ENTREGA SE REALIZARÁ EN NUESTRO ESTABLECIMIENTO DE MADRID, EXCEPTUANDO CONDICIONES PARTICULARES. LOS PEDIDOS PODRÁN SER SERVIDOS FRACCIONADAMENTE. LAS RESPONSABILIDAD DE LA MERCANCÍA UNA VEZ SACADAS DE NUESTRO ESTABLECIMIENTO ES RESPONSABILIDAD DEL ADQUIRIENTE.
- 3) TRANSPORTE.** EL TRANSPORTE SERÁ A CARGO DEL ADQUIRIENTE. EN CASO DE ROTURA, AVERÍA O CUALQUIER OTRA ANOMALÍA DEBERÁ NOTIFICARLO INMEDIATAMENTE. POR ESCRITO EN EL ALBARÁN DE LA AGENCIA DE TRANSPORTE Y EN EL MOMENTO DE LA DESCARGA. GALASSIA HISPANIA IEN NINGÚN CASO SE HARÁ RESPONSABLE DE RECLAMACIONES POSTERIORES POR ROTUR.
- 4) PLAZO DE ENTREGA.** EL PLAZO DE ENTREGA SERÁ ORIENTATIVO EN RELACIÓN A LA POSIBILIDAD DEL MOMENTO. GALASSIA HISPANIA NO ASUMIRÁ NINGUNA RESPONSABILIDAD POR POSIBLES RETRASOS EN LA ENTREGA, QUE SON AJENOS A NUESTRA VOLUNTAD.
- 5) PRECIO.** PODRÁ HABER ALGUNA VARIACIÓN DE PRECIOS SIN PREVIO AVISO, Y LAS MERCANCÍAS SERÁN FACTURADAS AL PRECIO QUE ESTÉ EN VIGOR EN EL MOMENTO DE LA ENTREGA, AUNQUE EL PEDIDO SEA ANTERIOR A LA VARIACIÓN DE LOS PRECIO.
- 6) TÉRMINOS DE PAGO.** EL PAGO SOLO SERÁ VÁLIDO SI SE REALIZA CON DOCUMENTOS FORMALES DE PAGO EN MONEDA DE CURSO LEGAL ESPAÑOLA. EN CASO DE NO REALIZARSE EN LAS CONDICIONES PACTADAS GALASSIA HISPANIA S.A. PODRÁ SUSPENDER EL SUMINISTRO INMEDIATO DE MERCANCÍAS, ASI COMO INICIAR LAS ACCIONES JUDICIALES QUE CREA CONVENIENTES. CUALQUIER RETRASO EN EL PAGO IMPLICA UN RECARGO DEL INTERÉS BANCARIO DEL MOMENTO MÁS DOS PUNTOS.
- 7) EMBALAJES.** EL EMBALAJE DE LA MERCANCÍA VIENE EN PALETS. CUALQUIER OTRO TIPO DE EMBALAJE QUE EL ADQUIRIENTE SOLICITE LE SERÁ FACTURADO AL PRECIO DE COSTE. LOS PEDIDOS DE PALETS COMBINADOS TENDRÁN UN INCREMENTO DE 10 EUROS POR PALET.
- 8) RECLAMACIONES.** EN CASO DE ERROR O DEFECTO DE FABRICACIÓN EL ADQUIRIENTE TIENE OCHO DIAS PARA NOTIFICARLO POR ESCRITO A GALASSIA HISPANIA, LA CUAL SE HARÁ CARGO DE RETIRARLO O SUSTITUIRLO. EN CASO DE DEFECTO TENDRÁ QUE SER CONFIRMADO POR UNA PERSONA AUTORIZADA DE GALASSIA HISPANIA S.A. UNA VEZ TRANSCURRIDO ESTE PLAZO LA EMPRESA NO SE RESPONSABILIZARÁ DEL MATERIAL. CUALQUIER ERROR NO DARÁ EN NINGUN CASO DERECHO AL ADQUIRIENTE A LA SUSPENSIÓN DE LOS PAGOS. TODA LA MERCANCÍA SERÁ PROPIENDA DE GALASSIA HISPANIA HASTA QUE NO ESTE COMPLETAMENTE PAGADA.
- 9) MEDIDAS Y COLORES.** LAS CARACTERÍSTICAS ESTÁN INDICADAS A TÍTULO INFORMATIVO, Y ESTÁN SUJETAS A POSIBLES VARIACIONES. LOS ARTÍCULOS EXPUESTOS PUEDEN VERSE SUJETOS A MODIFICACIONES O ELIMINADOS DE LA PRODUCCIÓN SIN PREVIO AVISO.
- 10) LA PARTE ADQUIRIENTE ACEPTA SOMETERSE EXPRESAMENTE A LOS TRIBUNALES Y JURISPRUDENCIA DE MADRID, ANTE CUALQUIER DESAVENENCIA ENTRE LAS PARTES.**
- 11) TSE ENTIENDEN TOTALMENTE ACEPTADAS LAS PRESENTES CONDICIONES GENERALES POR PARTE DEL ADQUIRIENTE EN EL MOMENTO DE LA REALIZACIÓN DE UN PEDIDO O EN LA RETIRADA DE MATERIAL.**

Estimado Cliente,

Para proteger la marca y nuestras políticas comerciales, estas son las condiciones que se deben seguir para vender nuestros productos, a través del canal de Internet (comercio electrónico).

CONDICIONES DE VENTA POR "COMERCIO ELECTRÓNICO":

- A) Los productos en el catálogo de Galassia se pueden vender con un descuento máximo del 35% de la lista de precios en vigor, excluyendo IVA, transporte y gastos accesorios;
- B) El coste del transporte, el IVA y cualquier otro coste accesorios deben estar separados del precio de nuestro producto ofrecido, de tal manera que el precio de venta sea transparente e inequívoco;
- C) Prohibir el uso de cualquier sistema de "subasta a la baja";
- D) Solo se pueden usar imágenes oficiales tomadas de nuestros catálogos, el uso de otras imágenes debe ser autorizado por GALASSIA SPA.

GALASSIA Italy

Zona Industriale loc. Pantalone
01030 Corchiano (VT) - Italy
T +39 0761 573134
F +39 0761 573458
info@ceramicagalassia.com

Filiale: Galassia Hispania s.a.u.
c/puerto rico n°4 - 28971
Griñon - Madrid (ES) - Spain
T +34 91.810.34.77
F +34 91.814.94.42
info@galassiahispania.com

www.ceramicagalassia.it

Direzione artistica e concept:
Gabriella Ciaschi

Rendering & Print:
Telligraf
Edizione n.1 / Settembre 2020

Ogni prodotto Galassia viene progettato e realizzato in Italia, secondo gli standard di qualità rispondenti alle norme 9001 ISO e 14001 ISO, monitorando e controllando ogni fase del processo produttivo e riducendo così l'impatto ambientale.

Each Galassia product is designed and made in Italy, according to the quality standard complying with Iso 9001 and 14001. Production cycle is supervised and controlled in order to reduce environmental issues.

Chaque produit de Galassia est conçu et fabriqué en Italie selon les normes de qualité conformes aux standards ISO 9001 et ISO 14001, en contrôlant et en vérifiant chaque phase du processus de production en réduisant ainsi l'impact sur l'environnement.

Cada producto Galassia está diseñado y fabricado en Italia, de acuerdo con los estándares de calidad correspondientes a la norma ISO 9001 e ISO 14001, monitorizando y controlando cada fase del proceso productivo y reduciendo así, el impacto ambiental.

Galassia Spa persegue la filosofia di migliorare i prodotti aggiungendo nuovi materiali, innovazioni progettuali e tecnologie produttive. E' quindi possibile che i prodotti presentino caratteristiche e dimensioni diverse, migliorative rispetto a quelle illustrate. Tali variazioni possono avvenire senza alcun preavviso.

Galassia spa is constantly improving its products by adding new materials, new projects and modern production technologies. For this reason it is possible that, in the future, without notice, the dimensions or the features of the products might be subject to change and improvement respect to those shown.

Galassia poursuit sa philosophie d'améliorer les produits en ajoutant de nouveaux matériaux, des innovations conceptuelles et des technologies productives. Il est donc possible que les produits présentent des caractéristiques et des dimensions différentes, ils proposent donc une amélioration par rapport aux détails ici présentés. De telles variations peuvent être apportées sans aucun préavis.

Galassia Spa persigue la filosofía de mejorar los productos con la incorporación de nuevos materiales, innovación proyectual y tecnologías productivas. Por lo tanto, es posible que los productos tengan características y dimensiones diferentes, mejores respecto a las ilustradas. Tales variaciones pueden presentarse sin preaviso.



ADI Design Index 2003



ADI Design Index 2004



ADI Design Index 2013

DESIGN PLUS 2003



product
design award

2012

Certified Quality System ISO 9001 - ISO 14001



UNI EN ISO
9001:2015



UNI EN ISO
14001:2004

grandesignEtico®

02

**BATHROOM
COLLECTION**

GALASSIA
Italy